



## Epidemiology Unit Ministry of Health

231, De Saram Place, Colombo 10, Sri Lanka

Tele: (+94 11) 2695112, 2681548, 4740490, 4740491, 4740492 Fax: (+94 11) 2696583 E-mail: [chepid@slt.net.lk](mailto:chepid@slt.net.lk), [epidunit@slt.net.lk](mailto:epidunit@slt.net.lk) Web: [www.epid.gov.lk](http://www.epid.gov.lk)

### Coronavirus disease 2019 (COVID-19) - Situation Report – 31.05.2021– 10 a.m.

An outbreak of pneumonia of unknown reason was first reported on 31<sup>st</sup> December 2019 from Wuhan City in Hubei Province of China. On 7<sup>th</sup> Jan 2020, it was diagnosed as “Novel Corona Virus”. On 30/01, WHO has declared it as a Public Health Emergency of International Concern (PHEIC). On 11/02/2020 the WHO renamed the disease as COVID-19 and on 11/03/2020 declared as pandemic. The incubation period is reported as 2-14 days.

Patients identified in last 24H		
<b>Total Confirmed</b>		<b>2859</b>
.Returnees (+ close contacts) from other countries	Sri Lankans	10
	Foreigners	0
Kandakadu Rehab. Center detainees and their contacts		0
Hospital samples (admitted with clinical signs/symptoms)		0
New Year Cluster		2779
Prison cluster		70

Details of COVID 19 diagnosed patients – Last 24H				
Number in ward as at yesterday-10 am	COVID 19 Positive - last 24H	Discharged from the hospital - last 24H	Number of deaths - last 24H	Number in ward/waiting to admit as at today-10 am
<b>29363</b>	<b>2859</b>	<b>1915</b>	<b>36</b>	<b>30271</b>

#### Local Situation

<b>Total Number Confirmed</b>		<b>183452</b>
Imported Cases (Returnees from other countries)	Foreigners	318
	Sri Lankans	4331
Local Cases	Navy & their close contacts	950
	Kandakadu cluster & their close contacts	651
	Minuwangoda Cluster	3059
	Fish Market\ Harbour Cluster	82785
	Prison cluster	5952
	New Year Cluster	85093
Others		313

<b>Total Number Confirmed</b>	<b>183452</b>
Total Number Recovered	151740
Total Number of Deaths	1441
Hospitalized/waiting to admit - today 10 am	30271

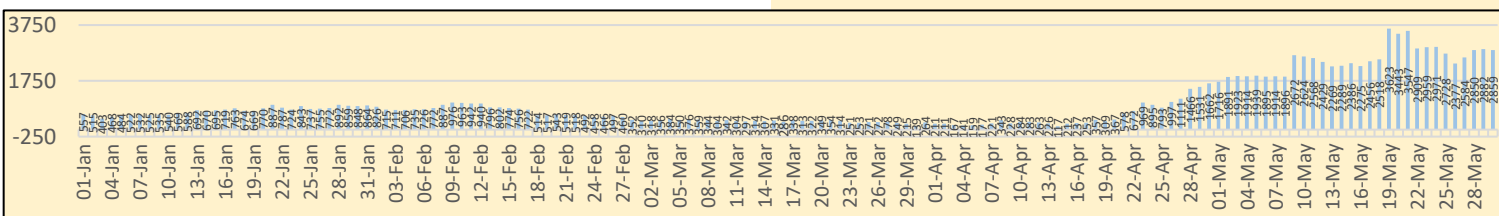
<b>Suspected and hospitalized - today 10 am</b>	<b>1667</b>
---	-------------



COVID-19 Vaccination	1 <sup>st</sup> Dose	2 <sup>nd</sup> Dose
<b>Covishield Vaccine</b>	925242	345789
<b>Sinopharm Vaccine</b>	666612	2435
<b>Sputnik V</b>	16664	-

Country	Cumulative Cases per 1 million population	COVID-19 deaths per 1 million population
Sri Lanka	8415	66
India	19225	217
Singapore	10751	5.4
Australia	1178	36
South East Asian Region	14885	184

District	1st Wave	2 <sup>nd</sup>	3 <sup>rd</sup> Wave	Total
Colombo	174	32123	15257	47554
Gampaha	51	18483	13320	31854
Kalutara	72	6986	11604	18662
Kandy	19	5710	4078	9807
Kurunagala	30	3191	5739	8960
Galle	4	2645	4893	7542
Ratnapura	9	3654	3752	7415
Matara	4	1544	2640	4188
Matale	5	1214	2717	3936
Nuwara Eliya	2	1259	2526	3787
Kegalle	10	1770	1861	3641
Jaffna	16	1441	1485	2942
Badulla	4	1358	1490	2852
Puttalam	39	1024	1568	2631
Anuradhapura	31	820	1648	2499
Hambantota	3	710	1583	2296
Trincomalee	4	651	1457	2112
Monaragala	6	545	1276	1827
Polonnaruwa	10	475	1102	1587
Ampara	9	498	918	1425
Kalmunai	18	1296	80	1394
Batticaloa	1	699	681	1381
Vavuniya	2	623	376	1001
Mullaitivu	-	278	556	834
Kilinochchi	-	250	575	825
Mannar	-	379	165	544

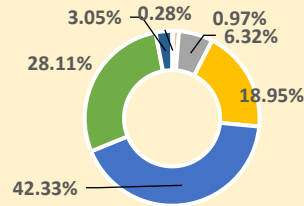
District data were updated with the available information.



<b>COVID 19 Deaths</b>	<b>1441</b>
	860
	581

#### Age distribution of deaths

- < 15
- 16 - 30
- 31 - 45
- 46 - 60
- 61 - 75
- 76 - 90
- >90



#### Number of COVID -19 suspected patients - 1667

Hospital	Total suspected up to now			Today 10am		
	SL	Forei.	Total	SL	Forei.	Total
NIID	1438	76	1514	12	0	12
NHSL	46790	16	46806	169	0	169
TH Ragama	6448	5	6453	230	0	230
TH Karapitiya	2324	27	2351	83	0	83
TH A'pura	3719	2	3721	45	0	45
TH Kurun.	3458	1	3459	112	0	112
TH Jaffna	760	2	762	0	0	0
NH Kandy	2601	6	2607	31	0	31
TH Batti.	1020	0	1020	55	0	55
DGH Gampaha	1901	4	1905	99	0	99
DGH Negombo	3149	15	3164	77	0	77
TH Rathn.	1717	0	1717	55	0	55
PGH Badulla	1051	2	1053	44	0	44
LRH	640	0	640	27	0	27
DMH	2868	1	2869	21	0	21
DGH Polon'wa	3289	6	3295	11	0	11
TH Kalubowila	4961	5	4966	19	0	19
Castle St TH	883	0	883	14	0	14
BH Hambanthota	391	2	393	14	0	14
BH Mona'gala	1004	0	1004	0	0	0
BH Welikanda	69	1	70	0	0	0
DGH Kaluthara	3314	2	3316	116	0	116
Chest H. Welisara	2963	2	2965	49	0	49
Colombo East Base	377	0	377	5	0	5
G.H. Chilaw	8515	1	8516	31	0	31
G.H. Matara	241	2	243	0	0	0
KDU Hospital	20003	0	20003	51	0	51
G.H. Vavunia	414	0	414	0	0	0
B.H. Marawila	904	1	905	2	0	2
S.J.Pura TH	30559	2	30561	215	0	215
BH Theldeniya	173	0	173	9	0	9
BH Tangalle	230	1	231	14	0	14
NIMH	1389	0	1389	57	0	57
<b>Total</b>	<b>Incorrect to total as transfers counts in both the</b>		<b>1667</b>	<b>0</b>	<b>1667</b>	

Source: Epidemiology Unit, Disease Surveillance System

#### Hospital distribution of COVID 19 diagnosed patients

	Inward Today 10am			Discharged during last		
	SL	Forei	Total	SL	Foreign	Total
NIID	153	0	153	11	0	11
BH Welikanda	73	0	73	5	0	5
Iranawila Hospital	107	0	107	6	0	6
BH Minuwangoda	43	0	43	4	0	4
Colombo East Base Hospital	98	0	98	9	0	9
TH Anuradhapura	30	0	30	22	0	22
Neville F' do hospital	460	0	460	60	0	60
DGH Hambanthota	174	0	174	26	0	26
DH Rambukkana	26	0	26	4	0	4
Kamburugamuwa	180	0	180	0	0	0
Kathankudy Hospital	95	0	95	7	0	7
BH Theldeniya	96	0	96	6	0	6
BH Homagama	126	0	126	23	0	23
BH Hingurakgoda	153	0	153	22	0	22
BH Galenbidunawewa	55	0	55	9	0	9
BH Kebithigollewa	32	0	32	7	0	7
DH Abanpola	40	0	40	5	0	5
DH Lunawa	101	0	101	7	0	7
DH Ingiriya	53	0	53	0	0	0
DH Kosgama	72	0	72	14	0	14
DH Dankotuwa	63	0	63	7	0	7
DH Divulapitiya	80	0	80	13	0	13
DH Laggala Pallegama	69	0	69	17	0	17
DH Dompe	42	0	42	0	0	0
DH Pimbura	58	0	58	5	0	5
DH Karadiyanaru	109	0	109	0	0	0
DH Radawana	6	0	6	2	0	2
Ichchilampattu Hospital	62	0	62	10	0	10
DH Padiyathalawa	36	0	36	7	0	7
NHRD (Welisara)	25	0	25	4	0	4
DH Palamune	72	0	72	8	0	8
DH Undugoda	100	0	100	22	0	22
DH Narammala	53	0	53	9	0	9
DH Iththepana	23	0	23	4	0	4
DH Mathugama	55	0	55	0	0	0
DH Bandaragama	27	0	27	5	0	5
DH Nochiyagama	35	0	35	6	0	6
DH Nawagamuwa	25	0	25	2	0	2
DH Bandarawela	55	0	55	0	0	0
DH Haguranketha	8	0	8	13	0	13
DH Beligala	48	0	48	8	0	8
DH Katugasthota	21	0	21	4	0	4
DH Wattagama	14	0	14	5	0	5
DH Walapane	53	0	53	6	0	6
DH Damana	48	0	48	0	0	0
DH Deyyandara	6	0	6	8	0	8
DH Medagama	73	0	73	11	0	11
DH Pallegama	33	0	33	8	0	8
DH Wethara	44	0	44	6	0	6
DH Kithulgala	64	0	64	0	0	0
DH Kuchcheweli	70	0	70	9	0	9
DH Thammannawa	25	0	25	2	0	2
DH Middeniya	20	0	20	2	0	2
DH Ambalanthota	65	0	65	11	0	11
DH Rakwana	2	0	2	0	0	0
DH Nakulugamuwa	16	0	16	0	0	0
Army Hospital Panagoda	93	0	93	4	0	4
SLAF BH Katunayake	28	0	28	0	0	0
NIMH	20	0	20	3	0	3
Ayurveda hospital Rajagiriya	121	0	121	20	0	20
Galuwapokuna Treat. Centre	87	0	87	7	0	7
Kandakadu treatment Centre	325	0	325	40	0	40
Gallela treatment Centre	329	0	329	46	0	46
Punani treatment Centre (discharges of last 3days)	628	0	628	242	0	242
Embilipitiya treatment Centre	143	0	143	0	0	0
Kahagolla treat. Centre	252	0	252	28	0	28
Rehabilitation Centre Ampara	216	0	216	21	0	21
Kahawatta treat. Centre	277	0	277	86	0	86
Wathupitiwela Treat. Centre	65	0	65	12	0	12
Bingiriya treat. Centre	475	0	475	46	0	46
Rambukkana treat. Centre	284	0	284	0	0	0
Yakkala treatment Centre	100	0	100	4	0	4
Kopai treatment Centre	183	0	183	14	0	14
Karadeniya treatment Centre	113	0	113	45	0	45
Panideniya treat. Centre	305	0	305	39	0	39
Darga town treatment Centre	12	0	12	16	0	16
BH Warakapola	198	0	198	28	0	28
Krishnapuram Treatment Center -	142	0	142	15	0	15
Dambadeniya Treat. Centre	392	0	392	106	0	106
Hikkaduwa Treat. Centre	170	0	170	19	0	19
Weligama Treat. Centre	69	0	69	0	0	0
Giriulla Treat. Centre	298	0	298	52	0	52
Bidunwewa Treat. Centre	161	0	161	19	0	19
Koggala Beach Hotel	88	0	88	13	0	13
Habaraduwa treat. Centre	119	0	119	18	0	18
Hanthana treat. Centre	86	0	86	2	0	2
Kundasale treat. Centre	70	0	70	5	0	5
Punani Brandix treat. Rx Centre	197	0	197	31	0	31
ICC Kande Ela	30	0	30	13	0	13
ICC Bogawantalawa	42	0	42	16	0	16
ICC Hardy Technical College	230	0	230	12	0	12
Naleemiah school ICC	176	0	176	31	0	31
Marathamunei ITC	95	0	95	29	0	29
Pasdunrata ITC	297	0	297	47	0	47
Sripali Horana ITC	239	0	239	42	0	42
Gampola Youth Centre ITC	90	0	90	4	0	4
Gomarandadawala ITC	70	0	70	5	0	5
Pudukudiruppu ICC	95	0	95	14	0	14
Angunakopapelessa ICC	169	0	169	25	0	25
Citrus ICC	70	0	70	0	0	0
Kalawana ICC	77	0	77	21	0	21
Parathipuram ICC	62	0	62	35	0	35
Kadaikadu ICC	307	0	307	37	0	37
Murikandi ICC	143	0	143	0	0	0
Boossa Army camp ICC	117	0	117	23	0	23
STF Katukurunda ICC	116	0	116	1	0	1
Nilaweli ICC	90	0	90	3	0	3
Tec. Matala ICC	133	0	133	80	0	80