



## Epidemiology Unit Ministry of Health

231, De Saram Place, Colombo 10, Sri Lanka

Tel: (+94 11) 2695112, 2681548, 4740490, 4740491, 4740492 Fax: (+94 11) 2696583 E-mail: [chepid@slt.net.lk](mailto:chepid@slt.net.lk), [epidunit@slt.net.lk](mailto:epidunit@slt.net.lk) Web: [www.epid.gov.lk](http://www.epid.gov.lk)

### Coronavirus disease 2019 (COVID-19) - Situation Report – 30.04.2021– 10 a.m.

An outbreak of pneumonia of unknown reason was first reported on 31<sup>st</sup> December 2019 from Wuhan City in Hubei Province of China. On 7<sup>th</sup> Jan 2020, it was diagnosed as “Novel Corona Virus”. On 30/01, WHO has declared it as a Public Health Emergency of International Concern (PHEIC). On 11/02/2020 the WHO renamed the disease as COVID-19 and on 11/03/2020 declared as pandemic. The incubation period is reported as 2-14 days.

Patients identified in last 24H	
<b>Total Confirmed</b>	<b>1531</b>
Returnees (+ close contacts) from other countries	Sri Lankans 40 Foreigners 0
Kandakadu Rehab. Center detainees and their contacts	0
Hospital samples (admitted with clinical signs/symptoms)	0
New Year Cluster	1491
Prison cluster	0

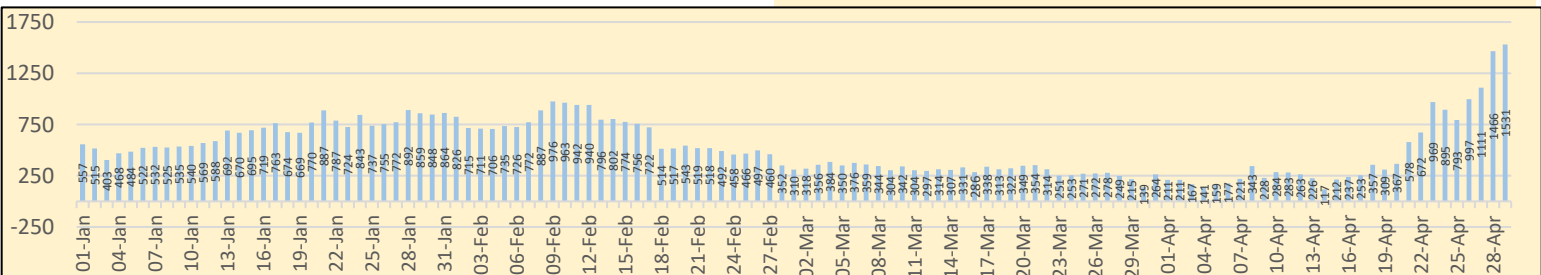
Details of COVID 19 diagnosed patients – Last 24H				
Number inward as at yesterday-10 am	COVID 19 Positive - last 24H	Discharged from the hospital - last 24H	Number of deaths - last 24H	Number inward as at today-10 am
<b>8847</b>	<b>1531</b>	<b>530</b>	<b>6</b>	<b>9842</b>

#### Local Situation

Total Number Confirmed		106484
Imported Cases (Returnees from other countries)	Foreigners	295
	Sri Lankans	3539
Local Cases	Navy & their close contacts	950
	Kandakadu cluster & their close contacts	651
	Minuwangoda Cluster	3059
	Fish Market\ Harbour Cluster	82785
	Prison cluster	4823
	New Year Cluster	10069
	Others	313

<b>Total Number Confirmed</b>	<b>106484</b>
Total Number Recovered	95975
Total Number of Deaths	667
Confirmed and hospitalized - today 10 am	9842

<b>Suspected and hospitalized - today 10 am</b>	<b>1074</b>
---	-------------





COVID-19 Vaccination	1 <sup>st</sup> Dose	2 <sup>nd</sup> Dose
Covishield Vaccine	925242	22919
Sinopharm Vaccine (Chinese Nationals)	2865	2435

Country	Cumulative Cases per 1 million population	COVID-19 deaths per 1 million population
Sri Lanka	4884	30
India	12290	139
Singapore	10421	5
Australia	1163	36
South East Asian Region	9877	126

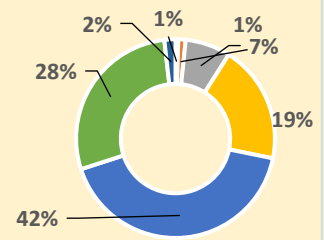
HEALTH DISTRICT	Count
COLOMBO	32504
GAMPAHA	20093
PUTTALAM	1627
KALUTARA	7536
ANURADHAPURA	731
KANDY	4598
KURUNEGALA	4409
POLONNARUWA	265
JAFFNA	1426
RATNAPURA	3175
KEGALLE	1765
MONERAGALA	884
KALMUNAI	1311
MATALE	1519
GALLE	2824
AMPARA	362
BADULLA	1605
MATARA	1934
BATTICOLOA	610
HAMBANTOTA	891
VAVUNIA	466
TRINCOMALEE	716
NUWARAELIYA	1565
KILINOCHCHI	148
MANNAR	302
MULLATIVU	68

Note: Considered only the individuals who contracted the disease from the districts

<b>COVID 19 Deaths</b>	<b>667</b>
	421
	246

### Age distribution of deaths

- < 15
- 16 - 30
- 31 - 45
- 46 - 60
- 61 - 75
- 76 - 90
- >90



Number of COVID -19 suspected patients -1074						
Hospital	Total suspected up to			Today 10am		
	SL	Forei.	Total	SL	Forei.	Total
NIID	1380	76	1456	7	0	7
NHSL	42220	16	42236	28	0	28
TH Ragama	4415	5	4420	48	0	48
TH Karapitiya	1336	27	1363	38	0	38
TH A'pura	2881	2	2883	17	0	17
TH Kurun.	2454	1	2455	50	0	50
TH Jaffna	576	2	578	7	0	7
NH Kandy	2128	6	2134	68	0	68
TH Batti.	738	0	738	19	0	19
DGH Gampaha	1319	4	1323	16	0	16
DGH Negombo	2596	15	2611	22	0	22
TH Rathn.	1215	0	1215	14	0	14
PGH Badulla	657	2	659	16	0	16
LRH	498	0	498	5	0	5
DMH	2744	1	2745	4	0	4
DGH Polon'wa	2479	6	2485	16	0	16
TH Kalubowila	2353	5	2358	47	0	47
Castle St TH	829	0	829	0	0	0
BH Hambanthota	385	2	387	0	0	0
BH Mona'gala	743	0	743	9	0	9
BH Welikanda	69	1	70	0	0	0
DGH Kaluthara	1649	2	1651	25	0	25
Chest H. Welisara	2645	2	2647	32	0	32
Colombo East Base	333	0	333	8	0	8
G.H. Chilaw	7739	1	7740	17	0	17
G.H. Matara	6	2	8	0	0	0
KDU Hospital	16613	0	16613	112	0	112
G.H. Vavunia	376	0	376	3	0	3
B.H. Marawila	774	1	775	2	0	2
S.J.Pura TH	23007	2	23009	398	0	398
BH Theldeniya	171	0	171	7	0	7
BH Tangalle	99	1	100	4	0	4
NIMH	1177	0	1177	35	0	35
<b>Total</b>	Incorrect to total as transfers counts in both the institutions			<b>1074</b>	<b>0</b>	<b>1074</b>

Source: Epidemiology Unit, Disease Surveillance System

	Hospital distribution of COVID 19 diagnosed patients					
	Inward Today 10am			Discharged during last		
	SL	Forei	Total	SL	Forei	Total
NIID	147	0	147	25	0	25
BH Welikanda	87	0	87	35	0	35
Iranawila Hospital	53	0	53	6	0	6
BH Minuwangoda	47	0	47	9	0	9
Colombo East Base Hospital	96	0	96	6	0	6
TH Anuradhapura	91	0	91	14	0	14
Neville F'do hospital	315	0	315	18	0	18
DGH Hambanthota	222	0	222	14	0	14
DH Rambukkana	73	0	73	7	0	7
Kamburugamuwa	152	0	152	12	0	12
Kathankudy Hospital	38	0	38	20	0	20
BH Theldeniya	121	0	121	2	0	2
BH Homagama	157	0	157	6	0	6
BH Galgamuwa	0	0	0	0	0	0
DH Abanpola	41	0	41	0	0	0
DH Lunawa	105	0	105	23	0	23
DH Ingiriya	36	0	36	0	0	0
DH Kosgama	61	0	61	11	0	11
DH Dankotuwa	72	0	72	9	0	9
DH Divulapitiya	85	0	85	0	0	0
DH Laggala Pallegama	107	0	107	14	0	14
DH Dompe	37	0	37	6	0	6
DH Pimbura	60	0	60	0	0	0
DH Karadiyanaru	94	0	94	0	0	0
DH Radawana	30	0	30	0	0	0
Ichchilampattu Hospital	65	0	65	12	0	12
DH Padiyathalawa	32	0	32	0	0	0
NHRD (Welisara)	0	0	0	0	0	0
DH Palamune	70	0	70	4	0	4
DH Undugoda	119	0	119	3	0	3
DH Narammala	62	0	62	0	0	0
DH Iththevana	35	0	35	0	0	0
DH Mathugama	43	0	43	19	0	19
DH Bandaragama	34	0	34	9	0	9
DH Nochchiyagama	36	0	36	1	0	1
DH Nawagamamuwa	36	0	36	2	0	2
DH Bandarawela	46	0	46	0	0	0
DH Haguranketha	36	0	36	0	0	0
Army Hospital Panagoda	15	0	15	0	0	0
SLAF BH Katunayake	26	0	26	0	0	0
NIMH	16	0	16	0	0	0
Galuwapokuna Treat. Centre	74	0	74	0	0	0
Kandakadu treatment Centre	0	0	0	0	0	0
Gallela treatment Centre	0	0	0	0	0	0
Punani treatment Centre	550	0	550	2	0	2
Embilipitiya treatment Centre	210	0	210	8	0	8
Kahagolla treat. Centre	126	0	126	0	0	0
Samanalawewa treatment Centre	0	0	0	0	0	0
Rehabilitation Centre Ampara	222	0	222	0	0	0
Kahawatta treat. Centre	0	0	0	0	0	0
Wathupitiwela Treat. Centre	119	0	119	8	0	8
Bingiriya treat. Centre	480	0	480	52	0	52
Rambukkana treat. Centre	248	0	248	0	0	0
Polgolla treatment Centre	0	0	0	0	0	0
Yakkala treatment Centre	107	0	107	13	0	13
Kopai treatment Centre	354	0	354	18	0	18
Police training school Kalutara	0	0	0	0	0	0
Karandeniya treatment Centre	104	0	104	0	0	0
Panideniya treat. Centre	299	0	299	1	0	1
Darga town treatment Centre	51	0	51	6	0	6
BH Warakapola	203	0	203	16	0	16
Krishnapuram Treatment Center - Killinochchi	125	0	125	4	0	4
Dambadeniya Treat. Centre	281	0	281	55	0	55
Hikkaduwa Treat. Centre	236	0	236	0	0	0
Welligama Treat. Centre	91	0	91	0	0	0
Giriulla Treat. Centre	413	0	413	16	0	16
Bidunwewa Treat. Centre	202	0	202	0	0	0
Koggala Beach Hotel	116	0	116	34	0	34
Hikkaduwa Super Corel-ICC	0	0	0	0	0	0
Habaraduwa treat. Centre	0	0	0	0	0	0
Hanthana Treat. Centre	83	0	83	10	0	10