



## Epidemiology Unit Ministry of Health

231, De Saram Place, Colombo 10, Sri Lanka

Tele: (+94 11) 2695112, 2681548, 4740490, 4740491, 4740492 Fax: (+94 11) 2696583 E-mail: [chepid@slt.net.lk](mailto:chepid@slt.net.lk), [epidunit@slt.net.lk](mailto:epidunit@slt.net.lk) Web: [www.epid.gov.lk](http://www.epid.gov.lk)

### Coronavirus disease 2019 (COVID-19) - Situation Report – 30.03.2021– 10 a.m.

An outbreak of pneumonia of unknown reason was first reported on 31<sup>st</sup> December 2019 from Wuhan City in Hubei Province of China. On 7<sup>th</sup> Jan 2020, it was diagnosed as “Novel Corona Virus”. On 30/01, WHO has declared it as a Public Health Emergency of International Concern (PHEIC). On 11/02/2020 the WHO renamed the disease as COVID-19 and on 11/03/2020 declared as pandemic. The incubation period is reported as 2-14 days.

Patients identified in last 24H	
<b>Total Confirmed</b>	<b>215</b>
Returnees (+ close contacts) from other countries	Sri Lankans 47 Foreigners 2
Kandakadu Rehab. Center detainees and their contacts	0
Hospital samples (admitted with clinical signs/symptoms)	0
Sub clusters related to Peliyagoda cluster	150
Prison cluster	16

Details of COVID 19 diagnosed patients – Last 24H				
Number inward as at yesterday-10 am	COVID 19 Positive - last 24H	Discharged from the hospital - last 24H	Number of deaths - last 24H	Number inward as at today-10 am
<b>2613</b>	<b>215</b>	<b>176</b>	<b>5</b>	<b>2647</b>

#### Local Situation

Total Number Confirmed		<b>92303</b>
Imported Cases (Returnees from other countries)	Foreigners	203
	Sri Lankans	2645
Local Cases	Navy & their close contacts	950
	Kandakadu cluster & their close contacts	651
	Sub clusters related to Minuwangoda/Peliyagoda/ Prison cluster	87541
	Others	313

<b>Total Number Confirmed</b>	<b>92303</b>
Total Number Recovered	89090
Total Number of Deaths	566
Confirmed and hospitalized - today 10 am	2647

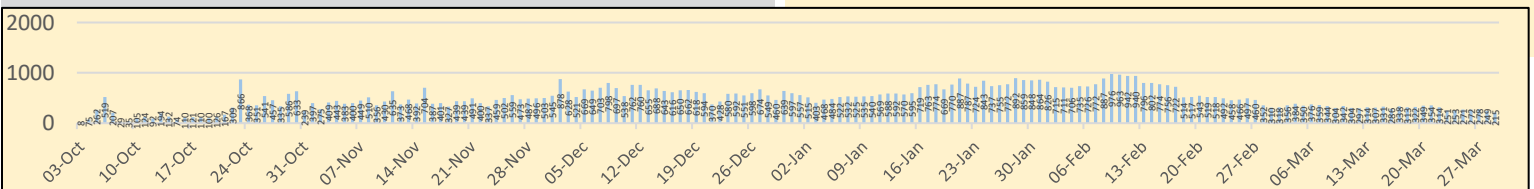
<b>Suspected and hospitalized - today 10 am</b>	<b>472</b>
-------------------------------------------------	------------



<b>COVID-19 Total Vaccinated</b>	<b>903467</b>
----------------------------------	---------------

Country	Cumulative Cases per 1 million population	COVID-19 deaths per 1 million population
Sri Lanka	<b>4234</b>	<b>25</b>
India	<b>8405</b>	<b>116</b>
Singapore	<b>10287</b>	<b>5</b>
Australia	<b>1145</b>	<b>36</b>
South East Asian Region	<b>7016</b>	<b>106</b>

HEALTH DISTRICT	Count
COLOMBO	29722
GAMPAHA	18315
PUTTALAM	1234
KALUTARA	6634
ANURADHAPURA	622
KANDY	4192
KURUNEGALA	2593
POLONNARUWA	237
JAFFNA	767
RATNAPURA	2861
KEGALLE	1679
MONERAGALA	611
KALMUNAI	1289
MATALE	1046
GALLE	2466
AMPARA	323
BADULLA	1541
MATARA	1763
BATTICOLOA	588
HAMBANTOTA	723
VAVUNIA	412
TRINCOMALEE	539
NUWARAELIYA	1341
KILINOCHCHI	131
MANNAR	281
MULLATIVU	43

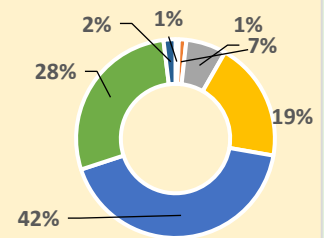
Note: Considered only the individuals who contracted the disease from the districts



<b>COVID 19 Deaths</b>	<b>566</b>
	354
	212

### Age distribution of deaths

- < 15
- 16 - 30
- 31 - 45
- 46 - 60
- 61 - 75
- 76 - 90
- >90



Number of COVID -19 suspected patients - 472						
Hospital	Total suspected up to			Today 10am		
	SL	Forei.	Total	SL	Forei.	Total
NIID	1345	76	1421	8	0	8
NHSL	31358	16	31374	4	0	4
TH Ragama	3935	5	3940	6	0	6
TH Karapitiya	1121	27	1148	1	0	1
TH A'pura	2686	2	2688	8	0	8
TH Kurun.	2066	1	2067	42	0	42
TH Jaffna	514	2	516	3	0	3
NH Kandy	1869	6	1875	8	0	8
TH Batti.	653	0	653	1	0	1
DGH Gampaha	1163	4	1167	1	0	1
DGH Negombo	2474	15	2489	17	0	17
TH Rathn.	1101	0	1101	0	0	0
PGH Badulla	505	2	507	6	0	6
LRH	479	0	479	0	0	0
DMH	2613	1	2614	4	0	4
DGH Polon'wa	2080	6	2086	2	0	2
TH Kalubowila	1997	5	2002	5	0	5
Castle St TH	806	0	806	0	0	0
BH Hambanthota	385	2	387	0	0	0
BH Mona'gala	626	0	626	4	0	4
BH Welikanda	69	1	70	0	0	0
DGH Kaluthara	1502	2	1504	2	0	2
Chest H. Welisara	2185	2	2187	33	0	33
Colombo East Base	312	0	312	5	0	5
G.H. Chilaw	7037	1	7038	14	0	14
G.H. Matara	241	2	243	0	0	0
KDU Hospital	13866	0	13866	40	0	40
G.H. Vavunia	359	0	359	4	0	4
B.H. Marawila	686	1	687	1	0	1
S.J.Pura TH	17737	2	17739	211	0	211
BH Theldeniya	149	0	149	3	0	3
BH Tangalle	92	1	93	0	0	0
NIMH	985	0	985	39	0	39
<b>Total</b>	Incorrect to total as transfers counts in both the institutions			<b>472</b>	<b>0</b>	<b>472</b>

Source: Epidemiology Unit, Disease Surveillance System

Hospital	Inward Today 10am			Discharged during last		
	SL	Forei	Total	SL	Foreig	Total
NIID	87	0	87	8	0	8
BH Welikanda	46	0	46	3	0	3
Iranawila Hospital	17	0	17	0	0	0
BH Minuwangoda	4	0	4	0	0	0
Colombo East Base Hospital	49	0	49	5	0	5
TH Anuradhapura	40	0	40	3	0	3
Neville P'do hospital	94	0	94	12	0	12
DGH Hambanthota	63	0	63	2	0	2
DH Rambukkana	0	0	0	0	0	0
Kamburugamuwa	13	0	13	3	0	3
Kathankudy Hospital	7	0	7	0	0	0
BH Theldeniya	26	0	26	0	0	0
BH Homagama	64	0	64	2	0	2
BH Galgamuwa	0	0	0	0	0	0
DH Abanpola	21	0	21	0	0	0
DH Lunawa	22	0	22	0	0	0
DH Ingiriya	7	0	7	0	0	0
DH Kosgama	18	0	18	0	0	0
DH Dankotuwa	35	0	35	11	0	11
DH Divulapitiya	49	0	49	14	0	14
DH Laggala Pallegama	72	0	72	5	0	5
DH Dompe	30	0	30	0	0	0
DH Pimbura	33	0	33	2	0	2
DH Karadiyanaru	3	0	3	0	0	0
DH Radawana	23	0	23	0	0	0
Ichchilampattu Hospital	26	0	26	4	0	4
DH Padiyathalawa	0	0	0	0	0	0
NHRD (Welisara)	14	0	14	0	0	0
DH Palamune	15	0	15	0	0	0
DH Udugoda	0	0	0	0	0	0
DH Narammala	18	0	18	2	0	2
DH Iththevana	3	0	3	2	0	2
DH Mathugama	6	0	6	0	0	0
DH Bandaragama	16	0	16	0	0	0
DH Nochchiyagama	16	0	16	2	0	2
DH Nawagamuwa	0	0	0	1	0	1
DH Bandarawela	0	0	0	0	0	0
DH Haguranketha	2	0	2	0	0	0
Army Hospital Panagoda	7	0	7	0	0	0
SLAF BH Katunayake	2	0	2	0	0	0
NIMH	8	0	8	0	0	0
Kandakadu treatment Centre	0	0	0	0	0	0
Gallela treatment Centre	0	0	0	0	0	0
Punani treatment Centre	0	0	0	0	0	0
Embilipitiya treatment Centre	131	0	131	2	0	2
Kahagolla treat. Centre	74	0	74	3	0	3
Samanalawewa treatment Centre	0	0	0	0	0	0
Rehabilitation Centre Ampara	13	0	13	0	0	0
Kahawatta treat. Centre	0	0	0	0	0	0
Wathupitiwela Treat. Centre	27	0	27	10	0	10
Bingiriya treat. Centre	75	0	75	16	0	16
Rambukkana treat. Centre	2	0	2	0	0	0
Polgolla treatment Centre	44	0	44	7	0	7
Yakkala treatment Centre	62	0	62	4	0	4
Kopai treatment Centre	315	0	315	0	0	0
Police training school Kalutara	0	0	0	0	0	0
Karandeniya treatment Centre	0	0	0	18	0	18
Panideniya treat. Centre	33	0	33	0	0	0
Darga town treatment Centre	13	0	13	3	0	3
BH Warakapola	126	0	126	6	0	6
Krishnapuram Treatment Center - Kilinochchi	76	0	76	7	0	7
Damba'eniya Treat. Centre	31	0	31	4	0	4
Hikkaduwa Treat. Centre	36	0	36	4	0	4
Weligama Treat. Centre	10	0	10	2	0	2
Giriulla Treat. Centre	48	0	48	0	0	0
Bidunwewa Treat. Centre	37	0	37	4	0	4
Koggala Beach Hotel	24	1	25	5	0	5
Hikkaduwa Super Corel-ICC	0	0	0	0	0	0
Habaraduwa treat. Centre	0	0	0	0	0	0