



Epidemiology Unit Ministry of Health

231, De Saram Place, Colombo 10, Sri Lanka

Tele: (+94 11) 2695112, 2681548, 4740490, 4740491, 4740492 Fax: (+94 11) 2696583 E-mail: chepid@slt.net.lk, epidunit@slt.net.lk Web: www.epid.gov.lk

Coronavirus disease 2019 (COVID-19) - Situation Report – 29.06.2021– 10 a.m.

An outbreak of pneumonia of unknown reason was first reported on 31st December 2019 from Wuhan City in Hubei Province of China. On 7th Jan 2020, it was diagnosed as “Novel Corona Virus”. On 30/01, WHO has declared it as a Public Health Emergency of International Concern (PHEIC). On 11/02/2020 the WHO renamed the disease as COVID-19 and on 11/03/2020 declared as pandemic. The incubation period is reported as 2-14 days.

Patients identified in last 24H		
Total Confirmed		1890
Returnees (+ close contacts) from other countries	Sri Lankans	40
	Foreigners	0
New Year Cluster		1822
Prison cluster		28

Details of COVID 19 diagnosed patients – Last 24H				
Number inward as at yesterday-10 am	COVID 19 Positive – last 24H	Discharged from the hospital – last 24H	Number of deaths reported – last 24H	Number inward/waiting to admit as at today-10 am
29425	1890	2222	41	29052

Local Situation



Total Number Confirmed		255508
Imported Cases (Returnees from other countries)	Foreigners	328
	Sri Lankans	5157
Local Cases	Navy & their close contacts	950
	Kandakadu cluster & their close contacts	651
	Minuwangoda Cluster	3059
	Fish Market\ Harbour Cluster	82785
	Prison cluster	7029
	New Year Cluster	155236
	Others	313

Total Number Confirmed	255508
Total Number Recovered	223471
Total Number of Deaths	2985
Hospitalized/waiting to admit – today 10 am	29052

Suspected and hospitalized – today 10 am	1213
---	-------------

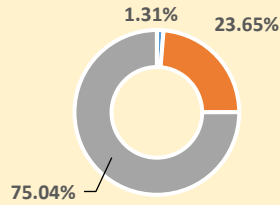
COVID-19 Vaccination	
Covishield Vaccine	No
1 st Dose	925242
2 nd Dose	374040
Sinopharm Vaccine	
1 st Dose	1596487
2 nd Dose	551007
Sputnik V	
1 st Dose	114795
2 nd Dose	14425

District	1 st	2 nd	3 rd	Total
Colombo	174	32123	28850	61147
Gampaha	51	18483	26196	44730
Kalutara	72	6986	21298	28356
Kandy	19	5710	7495	13224
Kurunagala	30	3191	10473	13694
Galle	4	2645	8429	11078
Ratnapura	9	3654	7001	10664
Matara	4	1544	4680	6228
Matale	5	1214	3758	4977
Nuwara Eliya	2	1259	5465	6726
Kegalle	10	1770	3305	5085
Jaffna	16	1441	3433	4890
Badulla	4	1358	3857	5219
Puttalam	39	1024	3327	4390
Anuradhapura	31	820	2728	3579
Hambantota	3	710	2296	3009
Trincomalee	4	651	2264	2919
Monaragala	6	545	1993	2544
Polonnaruwa	10	475	1690	2175
Ampara	9	498	1158	1665
Kalmunai	18	1296	602	1916
Batticaloa	1	699	1703	2403
Vavuniya	2	623	839	1464
Mullaitivu	0	278	726	1004
Kilinochchi	0	250	931	1181
Mannar	0	379	484	863

COVID 19 Deaths	2985
 1737	
 1248	

Age distribution of deaths

- < 30
- 30-59
- >=60



Number of COVID -19 suspected patients - 1213

Hospital	Total suspected up to now			Today 10am		
	SL	Forei.	Total	SL	Forei.	Total
NIID	1480	76	1556	8	0	8
NHSL	50306	16	50322	103	0	103
TH Ragama	8064	5	8069	69	0	69
TH Karapitiya	3329	27	3356	18	0	18
TH A'pura	4348	2	4350	18	0	18
TH Kurun.	4175	1	4176	13	0	13
TH Jaffna	1042	2	1044	7	0	7
NH Kandy	3071	6	3077	30	0	30
TH Batti.	1308	0	1308	67	0	67
DGH Gampaha	2416	4	2420	103	0	103
DGH Negombo	3636	15	3651	34	0	34
TH Rathn.	2288	0	2288	70	0	70
PGH Badulla	1370	2	1372	16	0	16
LRH	823	0	823	20	0	20
DMH	2985	1	2986	15	0	15
DGH Polon'wa	3557	6	3563	4	0	4
TH Kalubowila	10529	5	10534	2	0	2
Castle St TH	1465	0	1465	0	0	0
BH Hambanthota	393	2	395	0	0	0
BH Mona'gala	1104	0	1104	9	0	9
BH Welikanda	69	1	70	0	0	0
DGH Kaluthara	5055	2	5057	151	0	151
Chest H. Welisara	3200	2	3202	24	0	24
Colombo East Base	416	0	416	4	0	4
G.H. Chilaw	8976	1	8977	23	0	23
G.H. Matara	241	2	243	0	0	0
KDU Hospital	21200	0	21200	42	0	42
G.H. Vavunia	451	0	451	0	0	0
B.H. Marawila	1056	1	1057	3	0	3
S.J.Pura TH	36199	2	36201	195	0	195
BH Theldeniya	176	0	176	4	0	4
BH Tangalle	255	1	256	9	0	9
NIMH	1672	0	1672	152	0	152
Total	Incorrect to total as transfers counts in both the			1213	0	1213

Source: Epidemiology Unit, Disease Surveillance System

