



## Epidemiology Unit Ministry of Health

231, De Saram Place, Colombo 10, Sri Lanka

Tel: (+94 11) 2695112, 2681548, 4740490, 4740491, 4740492 Fax: (+94 11) 2696583 E-mail: [chepid@slt.net.lk](mailto:chepid@slt.net.lk), [epidunit@slt.net.lk](mailto:epidunit@slt.net.lk) Web: [www.epid.gov.lk](http://www.epid.gov.lk)

### Coronavirus disease 2019 (COVID-19) - Situation Report – 29.03.2021– 10 a.m.

An outbreak of pneumonia of unknown reason was first reported on 31<sup>st</sup> December 2019 from Wuhan City in Hubei Province of China. On 7<sup>th</sup> Jan 2020, it was diagnosed as “Novel Corona Virus”. On 30/01, WHO has declared it as a Public Health Emergency of International Concern (PHEIC). On 11/02/2020 the WHO renamed the disease as COVID-19 and on 11/03/2020 declared as pandemic. The incubation period is reported as 2-14 days.

Patients identified in last 24H	
<b>Total Confirmed</b>	<b>249</b>
Returnees (+ close contacts) from other countries	Sri Lankans 11 Foreigners 1
Kandakadu Rehab. Center detainees and their contacts	0
Hospital samples (admitted with clinical signs/symptoms)	0
Sub clusters related to Peliyagoda cluster	236
Prison cluster	1

Details of COVID 19 diagnosed patients – Last 24H				
Number inward as at yesterday-10 am	COVID 19 Positive - last 24H	Discharged from the hospital - last 24H	Number of deaths - last 24H	Number inward as at today-10 am
<b>2657</b>	<b>249</b>	<b>291</b>	<b>2</b>	<b>2613</b>

#### Local Situation

Total Number Confirmed		<b>92088</b>
Imported Cases (Returnees from other countries)	Foreigners	201
	Sri Lankans	2598
Local Cases	Navy & their close contacts	950
	Kandakadu cluster & their close contacts	651
	Sub clusters related to Minuwangoda/Peliyagoda/ Prison cluster	87375
	Others	313

<b>Total Number Confirmed</b>	<b>92088</b>
Total Number Recovered	88914
Total Number of Deaths	561
Confirmed and hospitalized - today 10 am	2613

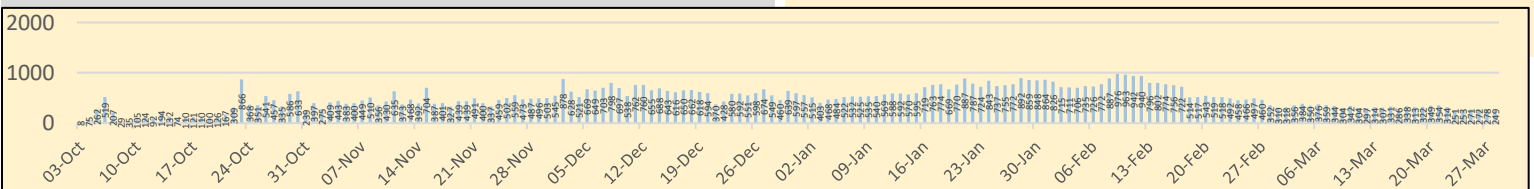
<b>Suspected and hospitalized - today 10 am</b>	<b>393</b>
---	------------



<b>COVID-19 Total Vaccinated</b>	<b>894365</b>
----------------------------------	---------------

Country	Cumulative Cases per 1 million population	COVID-19 deaths per 1 million population
Sri Lanka	<b>4224</b>	<b>25</b>
India	<b>8405</b>	<b>116</b>
Singapore	<b>10287</b>	<b>5</b>
Australia	<b>1145</b>	<b>36</b>
South East Asian Region	<b>7016</b>	<b>106</b>

HEALTH DISTRICT	Count
COLOMBO	29695
GAMPAHA	18290
PUTTALAM	1234
KALUTARA	6621
ANURADHAPURA	617
KANDY	4187
KURUNEGALA	2590
POLONNARUWA	237
JAFFNA	721
RATNAPURA	2841
KEGALLE	1679
MONERAGALA	609
KALMUNAI	1289
MATALE	1039
GALLE	2464
AMPARA	320
BADULLA	1526
MATARA	1760
BATTICOLOA	586
HAMBANTOTA	712
VAVUNIA	411
TRINCOMALEE	528
NUWARAELIYA	1340
KILINCHCHI	130
MANNAR	281
MULLATIVU	41

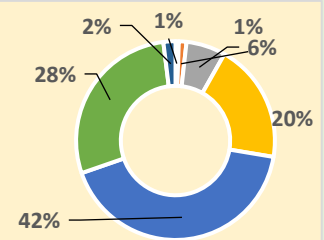
Note: Considered only the individuals who contracted the disease from the districts



<b>COVID 19 Deaths</b>	<b>561</b>
	349
	212

### Age distribution of deaths

- < 15
- 16 - 30
- 31 - 45
- 46 - 60
- 61 - 75
- 76 - 90
- >90



Number of COVID -19 suspected patients - 393						
Hospital	Total suspected up to			Today 10am		
	SL	Forei.	Total	SL	Forei.	Total
NIID	1343	76	1419	1	0	1
NHSL	30976	16	30992	1	0	1
TH Ragama	3935	5	3940	6	0	6
TH Karapitiya	1120	27	1147	1	0	1
TH A'pura	2674	2	2676	4	0	4
TH Kurun.	2055	1	2056	33	0	33
TH Jaffna	511	2	513	3	0	3
NH Kandy	1863	6	1869	4	0	4
TH Batti.	650	0	650	2	0	2
DGH Gampaha	1161	4	1165	1	0	1
DGH Negombo	2472	15	2487	15	0	15
TH Rathn.	1099	0	1099	3	0	3
PGH Badulla	501	2	503	6	0	6
LRH	479	0	479	0	0	0
DMH	2610	1	2611	10	0	10
DGH Polon'wa	2043	6	2049	2	0	2
TH Kalubowila	1983	5	1988	6	0	6
Castle St TH	806	0	806	0	0	0
BH Hambanthota	385	2	387	0	0	0
BH Mona'gala	620	0	620	1	0	1
BH Welikanda	69	1	70	0	0	0
DGH Kaluthara	1500	2	1502	2	0	2
Chest H. Welisara	2169	2	2171	29	0	29
Colombo East Base	310	0	310	4	0	4
G.H. Chilaw	7024	1	7025	24	0	24
G.H. Matara	241	2	243	0	0	0
KDU Hospital	13826	0	13826	44	0	44
G.H. Vavunia	357	0	357	3	0	3
B.H. Marawila	685	1	686	1	0	1
S.J.Pura TH	17526	2	17528	151	0	151
BH Theldeniya	149	0	149	3	0	3
BH Tangalle	92	1	93	33	0	33
NIMH	973	0	973	0	0	0
<b>Total</b>	Incorrect to total as transfers counts in both the institutions			<b>393</b>	<b>0</b>	<b>393</b>

Source: Epidemiology Unit, Disease Surveillance System

Hospital	Inward Today 10am			Discharged during last		
	SL	Forei	Total	SL	Foreig	Total
NIID	88	0	88	0	0	0
BH Welikanda	48	0	48	2	0	2
Iranawila Hospital	15	0	15	0	0	0
BH Minuwangoda	4	0	4	0	0	0
Colombo East Base Hospital	53	0	53	4	0	4
TH Anuradhapura	38	0	38	1	0	1
Neville P'do hospital	101	0	101	4	0	4
DGH Hambanthota	57	0	57	8	0	8
DH Rambukkana	0	0	0	0	0	0
Kamburugamuwa	13	0	13	2	0	2
Kathankudy Hospital	7	0	7	0	0	0
BH Theldeniya	25	0	25	0	0	0
BH Homagama	61	0	61	4	0	4
BH Galgamuwa	0	0	0	0	0	0
DH Abanpola	18	0	18	2	0	2
DH Lunawa	15	0	15	3	0	3
DH Ingiriya	6	0	6	2	0	2
DH Kosgama	16	0	16	2	0	2
DH Dankotuwa	46	0	46	0	0	0
DH Divulapitiya	59	0	59	12	0	12
DH Laggala Pallegama	67	0	67	21	0	21
DH Dompe	30	0	30	4	0	4
DH Pimbura	31	0	31	0	0	0
DH Karadiyanaru	3	0	3	5	0	5
DH Radawana	23	0	23	1	0	1
Ichchilampattu Hospital	29	0	29	7	0	7
DH Padiyathalawa	0	0	0	0	0	0
NHRD (Welisara)	14	0	14	0	0	0
DH Palamune	10	0	10	2	0	2
DH Udugoda	0	0	0	0	0	0
DH Narammala	19	0	19	5	0	5
DH Iththevana	5	0	5	0	0	0
DH Mathugama	6	0	6	0	0	0
DH Bandaragama	13	0	13	0	0	0
DH Nochchiyagama	16	0	16	1	0	1
DH Nawagamuwa	1	0	1	0	0	0
DH Bandarawela	0	0	0	0	0	0
DH Haguranketha	0	0	0	4	0	4
Army Hospital Panagoda	7	0	7	0	0	0
SLAF BH Katunayake	2	0	2	0	0	0
NIMH	8	0	8	0	0	0
Kandakadu treatment Centre	0	0	0	0	0	0
Gallela treatment Centre	0	0	0	0	0	0
Punani treatment Centre	0	0	0	2	0	2
Embilipitiya treatment Centre	109	0	109	15	0	15
Kahagolla treat. Centre	68	0	68	0	0	0
Samanalawewa treatment Centre	0	0	0	0	0	0
Rehabilitation Centre Ampara	9	0	9	0	0	0
Kahawatta treat. Centre	0	0	0	0	0	0
Wathupitiwela Treat. Centre	34	0	34	12	0	12
Bingiriya treat. Centre	71	0	71	9	0	9
Rambukkana treat. Centre	32	0	32	33	0	33
Polgolla treatment Centre	42	0	42	7	0	7
Yakkala treatment Centre	60	0	60	5	0	5
Kopai treatment Centre	304	0	304	62	0	62
Police training school Kalutara	0	0	0	0	0	0
Karadeniya treatment Centre	19	0	19	7	0	7
Panideniya treat. Centre	33	0	33	0	0	0
Darga town treatment Centre	16	0	16	1	0	1
BH Warakapola	118	0	118	5	0	5
Krishnapuram Treatment Center - Kilinochchi	69	0	69	11	0	11
Damba'eniya Treat. Centre	31	0	31	14	0	14
Hikkaduwa Treat. Centre	37	0	37	10	0	10
Weligama Treat. Centre	12	0	12	0	0	0
Giriulla Treat. Centre	45	0	45	0	0	0
Bidunwewa Treat. Centre	35	0	35	0	0	0
Koggala Beach Hotel	21	1	22	0	0	0
Hikkaduwa Super Corel-ICC	0	0	0	2	0	2
Habaraduwa treat. Centre	0	0	0	0	0	0