



Epidemiology Unit

Ministry of Health

231, De Saram Place, Colombo 10, Sri Lanka

Tele: (+94 11) 2695112, 2681548, 4740490, 4740491, 4740492 Fax: (+94 11) 2696583 E-mail: chepid@slt.net.lk, epidunit@slt.net.lk Web: www.epid.gov.lk

Coronavirus disease 2019 (COVID-19) - Situation Report – 28.3.2022 – 10 a.m

An outbreak of pneumonia of unknown reason was first reported on 31st December 2019 from Wuhan City in Hubei Province of China. On 7th Jan 2020, it was diagnosed as “Novel Corona Virus”. On 30/01, WHO has declared it as a Public Health Emergency of International Concern (PHEIC). On 11/02/2020 the WHO renamed the disease as COVID-19 and on 11/03/2020 declared as pandemic. The incubation period is reported as 2-14 days.

New Cases reported for the last 24 Hrs 93

Number inward/waiting to admit/home based as at yesterday- 10 am	COVID 19 Positive – last 24H	Discharged from the hospital /home– last 24H	Number of deaths reported – last 24H	Number inward/waiting to admit/home-based as at today-10 am
7224	93	17	5	7295

Local Situation

Total Number Confirmed		660890
Imported Cases <i>(Returnees from other countries)</i>	Foreigners	328
	Sri Lankans	7241
Local Cases	Navy & their close contacts	950
	Kandakadu cluster & their close contacts	651
	Minuwangoda Cluster	3059
	Fish Market\ Harbour Cluster	82785
	Prison cluster	9154
	New Year Cluster	483090
	From January 1 st 2022 to date	73319
	Others	313






Total Number Confirmed	660890
Total Number Recovered	637136
Total Number of Deaths	16459
Hospitalized/waiting to admit/ home-based – today 10 am	7295
Suspected – today 10 am	745

COVID-19 Vaccination

AstraZeneca Vaccine	
1st dose	1,479,631
2nd dose	1,418,593
Sinopharm Vaccine	
1st dose	12,047,987
2nd dose	11,173,453
Sputnik V	
1st dose	159,110
2nd dose	155,812
Pfizer	
1st dose	2,514,565
2nd dose	878,554
Booster dose	7,804,499
Moderna	
1st dose	804,801
2nd dose	787,361

**COVID-19 - PCR Positives

District	1 st wave	2 nd wave	3 rd wave	Total
Colombo	174	32123	106219	138516
Gampaha	51	18483	95552	114086
Kalutara	72	6986	51041	58099
Kandy	19	5710	16408	22137
Kurunagala	30	3191	28181	31402
Galle	4	2645	42668	45317
Ratnapura	9	3654	19966	23629
Matara	4	1544	21453	23001
Matale	5	1214	14293	15512
Nuwara Eli ya	2	1259	11054	12315
Kegalle	10	1770	11604	13384
Jaffna	16	1441	10869	12326
Badulla	4	1358	13220	14582
Puttalam	39	1024	14080	15143
Anuradhapura	31	820	14153	15004
Hambantota	3	710	19212	19925
Trincomalee	4	651	3721	4376
Monaragala	6	545	14632	15183
Polonnaruwa	10	475	4758	5243
Ampara	9	498	13560	14067
Kalmunai	18	1296	3910	5224
Batticaloa	1	699	9169	9869
Vavuniya	2	623	3039	3664
Mullaitivu	0	278	1979	2257
Kilinochchi	0	250	9734	9984
Mannar	0	379	2147	2526

COVID 19 Deaths		16459
		9283
		7176
Age Distribution of Deaths		
 < 30		1.31%
 30 - 59	76.27%	22.41%
 >= 60		

Number of COVID -19 suspected patients reported for the last 24 hours 745			
Hospital	Today 10am		
	SL	Forei.	Total
NIID	1	0	1
NHSL	176	0	176
TH Ragama	45	0	45
TH Karapitiya	84	0	84
TH A'pura	4	0	4
TH Kurun.	6	0	6
TH Jaffna	0	0	0
NH Kandy	5	0	5
TH Batti.	0	0	0
DGH Gampaha	12	0	12
DGH Negombo	0	0	0
TH Rathn.	2	0	2
PGH Badulla	1	0	1
LRH	1	0	1
DMH	10	0	10
DGH Polon'wa	49	0	49
TH Kalubowila	59	0	59
Castle St TH	13	0	13
BH Hambanthota	0	0	0
BH Mona'gala	15	0	15
BH Welikanda	0	0	0
DGH Kaluthara	0	0	0
Chest H. Welisara	17	0	17
Colombo East Base Hospital	0	0	0
G.H. Chilaw	2	0	2
G.H. Matara	0	0	0
KDU Hospital	88	0	88
G.H. Vavunia	6	0	6
B.H. Marawila	13	0	13
S.J.Pura TH	119	0	119
BH Theldeniya	6	0	6
BH Tangalle	1	0	1
NIMH	10	0	10
Total	745	0	745

