



Epidemiology Unit Ministry of Health

231, De Saram Place, Colombo 10, Sri Lanka

Tel: (+94 11) 2695112, 2681548, 4740490, 4740491, 4740492 Fax: (+94 11) 2696583 E-mail: chepid@slt.net.lk, epidunit@slt.net.lk Web: www.epid.gov.lk

Coronavirus disease 2019 (COVID-19) - Situation Report – 27.03.2021– 10 a.m.

An outbreak of pneumonia of unknown reason was first reported on 31st December 2019 from Wuhan City in Hubei Province of China. On 7th Jan 2020, it was diagnosed as “Novel Corona Virus”. On 30/01, WHO has declared it as a Public Health Emergency of International Concern (PHEIC). On 11/02/2020 the WHO renamed the disease as COVID-19 and on 11/03/2020 declared as pandemic. The incubation period is reported as 2-14 days.

Patients identified in last 24H	
Total Confirmed	272
Returnees (+ close contacts) from other countries	Sri Lankans 11 Foreigners 1
Kandakadu Rehab. Center detainees and their contacts	0
Hospital samples (admitted with clinical signs/symptoms)	0
Sub clusters related to Peliyagoda cluster	258
Prison cluster	2

Details of COVID 19 diagnosed patients – Last 24H				
Number inward as at yesterday-10 am	COVID 19 Positive - last 24H	Discharged from the hospital - last 24H	Number of deaths - last 24H	Number inward as at today-10 am
2587	272	243	1	2615

Local Situation

Total Number Confirmed		91561
Imported Cases (Returnees from other countries)	Foreigners	196
	Sri Lankans	2573
Local Cases	Navy & their close contacts	950
	Kandakadu cluster & their close contacts	651
	Sub clusters related to Minuwangoda/Peliyagoda/ Prison cluster	86878
	Others	313

Total Number Confirmed	91561
Total Number Recovered	88388
Total Number of Deaths	558
Confirmed and hospitalized - today 10 am	2615

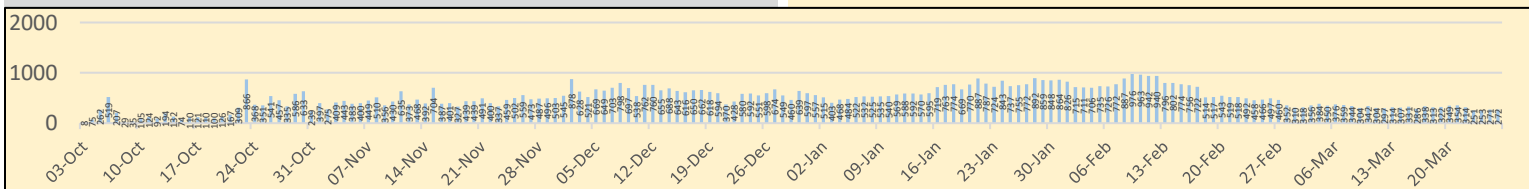
Suspected and hospitalized - today 10 am	270
---	------------



COVID-19 Total Vaccinated	884164
----------------------------------	---------------

Country	Cumulative Cases per 1 million population	COVID-19 deaths per 1 million population
Sri Lanka	4200	25
India	8405	116
Singapore	10287	5
Australia	1145	36
South East Asian Region	7016	106

HEALTH DISTRICT	Count
COLOMBO	29589
GAMPAHA	18232
PUTTALAM	1227
KALUTARA	6597
ANURADHAPURA	584
KANDY	4180
KURUNEGALA	2574
POLONNARUWA	235
JAFFNA	607
RATNAPURA	2810
KEGALLE	1676
MONERAGALA	594
KALMUNAI	1288
MATALE	1034
GALLE	2457
AMPARA	305
BADULLA	1503
MATARA	1752
BATTICOLOA	586
HAMBANTOTA	690
VAVUNIA	409
TRINCOMALEE	528
NUWARAELIYA	1340
KILINOCHCHI	130
MANNAR	279
MULLATIVU	41

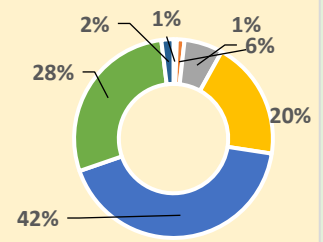
Note: Considered only the individuals who contracted the disease from the districts



COVID 19 Deaths	558
	346
	212

Age distribution of deaths

- < 15
- 16 - 30
- 31 - 45
- 46 - 60
- 61 - 75
- 76 - 90
- >90



Number of COVID -19 suspected patients - 270						
Hospital	Total suspected up to			Today 10am		
	SL	Forei.	Total	SL	Forei.	Total
NIID	1333	76	1409	9	0	9
NHSL	30373	16	30389	2	0	2
TH Ragama	3918	5	3923	6	0	6
TH Karapitiya	1115	27	1142	5	0	5
TH A'pura	2670	2	2672	5	0	5
TH Kurun.	2046	1	2047	3	0	3
TH Jaffna	499	2	501	7	0	7
NH Kandy	1857	6	1863	6	0	6
TH Batti.	648	0	648	5	0	5
DGH Gampaha	1156	4	1160	3	0	3
DGH Negombo	2463	15	2478	10	0	10
TH Rathn.	1092	0	1092	3	0	3
PGH Badulla	495	2	497	6	0	6
LRH	479	0	479	1	0	1
DMH	2595	1	2596	6	0	6
DGH Polon'wa	2020	6	2026	0	0	0
TH Kalubowila	1971	5	1976	0	0	0
Castle St TH	805	0	805	1	0	1
BH Hambanthota	385	2	387	0	0	0
BH Mona'gala	618	0	618	1	0	1
BH Welikanda	69	1	70	0	0	0
DGH Kaluthara	1496	2	1498	1	0	1
Chest H. Welisara	2133	2	2135	20	0	20
Colombo East Base	308	0	308	5	0	5
G.H. Chilaw	7004	1	7005	14	0	14
G.H. Matara	241	2	243	0	0	0
KDU Hospital	13674	0	13674	42	0	42
G.H. Vavunia	357	0	357	3	0	3
B.H. Marawila	683	1	684	0	0	0
S.J.Pura TH	17226	2	17228	66	0	66
BH Theldeniya	149	0	149	4	0	4
BH Tangalle	83	1	84	0	0	0
NIMH	972	0	972	36	0	36
Total	Incorrect to total as transfers counts in both the institutions			270	0	270

Source: Epidemiology Unit, Disease Surveillance System

	Hospital distribution of COVID 19 diagnosed patients					
	Inward Today 10am			Discharged during last		
	SL	Forei	Total	SL	Foreig	Total
NIID	80	0	80	8	0	8
BH Welikanda	36	0	36	1	0	1
Iranawila Hospital	16	0	16	1	0	1
BH Minuwangoda	5	0	5	0	0	0
Colombo East Base Hospital	55	0	55	6	0	6
TH Anuradhapura	22	0	22	8	0	8
Neville P'do hospital	99	0	99	11	0	11
DGH Hambanthota	52	0	52	6	0	6
DH Rambukkana	0	0	0	0	0	0
Kamburugamuwa	19	0	19	6	0	6
Kathankudy Hospital	2	0	2	0	0	0
BH Theldeniya	27	0	27	0	0	0
BH Homagama	53	0	53	7	0	7
BH Galgamuwa	0	0	0	0	0	0
DH Abanpola	23	0	23	4	0	4
DH Lunawa	10	0	10	5	0	5
DH Ingiriya	9	0	9	2	0	2
DH Kosgama	11	0	11	1	0	1
DH Dankotuwa	36	0	36	1	0	1
DH Divulapitiya	57	0	57	11	0	11
DH Laggala Pallegama	68	0	68	10	0	10
DH Dompe	41	0	41	0	0	0
DH Pimbura	31	0	31	3	0	3
DH Karadiyanaru	18	0	18	1	0	1
DH Radawana	27	0	27	0	0	0
Ichchilampattu Hospital	22	0	22	0	0	0
DH Padiyathalawa	0	0	0	0	0	0
NHRD (Welisara)	14	0	14	2	0	2
DH Palamune	15	0	15	0	0	0
DH Undugoda	0	0	0	0	0	0
DH Narammala	22	0	22	0	0	0
DH Iththevana	6	0	6	0	0	0
DH Mathugama	6	0	6	0	0	0
DH Bandaragama	13	0	13	0	0	0
DH Nochchiyagama	20	0	20	1	0	1
DH Nawagamuwa	1	0	1	0	0	0
DH Bandarawela	0	0	0	0	0	0
DH Haguranketha	4	0	4	0	0	0
Army Hospital Panagoda	2	0	2	0	0	0
SLAF BH Katunayake	2	0	2	0	0	0
NIMH	7	0	7	0	0	0
Kandakadu treatment Centre	0	0	0	0	0	0
Gallela treatment Centre	0	0	0	0	0	0
Punani treatment Centre	2	0	2	38	0	38
Embilipitiya treatment Centre	125	0	125	37	0	37
Kahagolla treat. Centre	68	0	68	9	0	9
Samanalawewa treatment Centre	0	0	0	0	0	0
Rehabilitation Centre Ampara	6	0	6	7	0	7
Kahawatta treat. Centre	5	0	5	0	0	0
Wathupitiwela Treat. Centre	48	0	48	4	0	4
Bingiriya treat. Centre	74	0	74	15	0	15
Rambukkana treat. Centre	82	0	82	0	0	0
Polgolla treatment Centre	47	0	47	1	0	1
Yakkala treatment Centre	59	0	59	11	0	11
Kopai treatment Centre	227	0	227	7	0	7
Police training school Kalutara	0	0	0	0	0	0
Karadeniya treatment Centre	26	0	26	0	0	0
Panideniya treat. Centre	45	0	45	0	0	0
Darga town treatment Centre	19	0	19	3	0	3
BH Warakapola	111	0	111	6	0	6
Krishnapuram Treatment Center - Kilinochchi	105	0	105	5	0	5
Damba'eniya Treat. Centre	50	0	50	1	0	1
Hikkaduwa Treat. Centre	47	0	47	0	0	0
Weligama Treat. Centre	7	0	7	0	0	0
Giriulla Treat. Centre	42	0	42	0	0	0
Bidunwewa Treat. Centre	30	0	30	4	0	4
Koggala Beach Hotel	22	1	23	0	0	0
Hikkaduwa Super Corel-ICC	2	0	2	0	0	0
Habaraduwa treat. Centre	0	0	0	0	0	0