



Epidemiology Unit Ministry of Health

231, De Saram Place, Colombo 10, Sri Lanka

Tele: (+94 11) 2695112, 2681548, 4740490, 4740491, 4740492 Fax: (+94 11) 2696583 E-mail: chepid@slt.net.lk, epidunit@slt.net.lk Web: www.epid.gov.lk

Coronavirus disease 2019 (COVID-19) - Situation Report – 24.04.2021– 10 a.m.

An outbreak of pneumonia of unknown reason was first reported on 31st December 2019 from Wuhan City in Hubei Province of China. On 7th Jan 2020, it was diagnosed as “Novel Corona Virus”. On 30/01, WHO has declared it as a Public Health Emergency of International Concern (PHEIC). On 11/02/2020 the WHO renamed the disease as COVID-19 and on 11/03/2020 declared as pandemic. The incubation period is reported as 2-14 days.

Patients identified in last 24H		
Total Confirmed	969	
Returnees (+ close contacts) from other countries	Sri Lankans	26
	Foreigners	12
Kandakadu Rehab. Center detainees and their contacts	0	
Hospital samples (admitted with clinical signs/symptoms)	0	
Sub clusters related to Peliyagoda cluster	923	
Prison cluster	8	

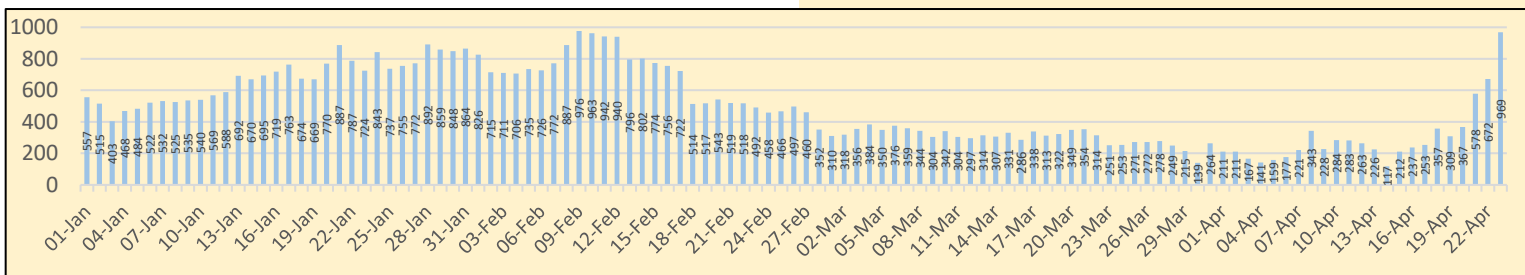
Details of COVID 19 diagnosed patients – Last 24H				
Number inward as at yesterday-10 am	COVID 19 Positive - last 24H	Discharged from the hospital - last 24H	Number of deaths - last 24H	Number inward as at today-10 am
4053	969	120	4	4898

Local Situation

Total Number Confirmed		99691
Imported Cases (Returnees from other countries)	Foreigners	285
	Sri Lankans	3409
Local Cases	Navy & their close contacts	950
	Kandakadu cluster & their close contacts	651
	Sub clusters related to Minuwangoda/Peliyagoda/ Prison cluster	94083
	Others	313

Total Number Confirmed	99691
Total Number Recovered	94155
Total Number of Deaths	638
Confirmed and hospitalized - today 10 am	4898

Suspected and hospitalized - today 10 am	470
---	------------





COVID-19 Total Vaccinated	925242
---------------------------	--------

Country	Cumulative Cases per 1 million population	COVID-19 deaths per 1 million population
Sri Lanka	4572	29
India	10716	128
Singapore	10394	5
Australia	1157	36
South East Asian Region	8755	118

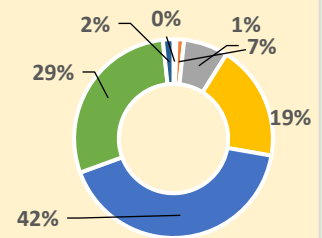
HEALTH DISTRICT	Count
COLOMBO	31095
GAMPAHA	19027
PUTTALAM	1488
KALUTARA	6967
ANURADHAPURA	687
KANDY	4325
KURUNEGALA	3504
POLONNARUWA	256
JAFFNA	1370
RATNAPURA	3098
KEGALLE	1734
MONERAGALA	665
KALMUNAI	1295
MATALE	1109
GALLE	2610
AMPARA	337
BADULLA	1578
MATARA	1861
BATTICOLOA	598
HAMBANTOTA	801
VAVUNIA	436
TRINCOMALEE	602
NUWARAELIYA	1428
KILINOCHCHI	146
MANNAR	299
MULLATIVU	63

Note: Considered only the individuals who contracted the disease from the districts

COVID 19 Deaths	638
	403
	235

Age distribution of deaths

- < 15
- 16 - 30
- 31 - 45
- 46 - 60
- 61 - 75
- 76 - 90
- >90



Number of COVID -19 suspected patients -470						
Hospital	Total suspected up to			Today 10am		
	SL	Forei.	Total	SL	Forei.	Total
NIID	1375	76	1451	10	0	10
NHSL	40094	16	40110	7	0	7
TH Ragama	4210	5	4215	20	0	20
TH Karapitiya	1195	27	1222	3	0	3
TH A'pura	2775	2	2777	2	0	2
TH Kurun.	2256	1	2257	23	0	23
TH Jaffna	557	2	559	1	0	1
NH Kandy	2047	6	2053	22	0	22
TH Batti.	702	0	702	4	0	4
DGH Gampaha	1210	4	1214	7	0	7
DGH Negombo	2535	15	2550	6	0	6
TH Rathn.	1160	0	1160	7	0	7
PGH Badulla	588	2	590	18	0	18
LRH	487	0	487	1	0	1
DMH	2721	1	2722	5	0	5
DGH Polon'wa	2297	6	2303	4	0	4
TH Kalubowila	2194	5	2199	14	0	14
Castle St TH	827	0	827	0	0	0
BH Hambanthota	385	2	387	0	0	0
BH Mona'gala	688	0	688	5	0	5
BH Welikanda	69	1	70	0	0	0
DGH Kaluthara	1547	2	1549	8	0	8
Chest H. Welisara	2553	2	2555	19	0	19
Colombo East Base	327	0	327	8	0	8
G.H. Chilaw	7515	1	7516	16	0	16
G.H. Matara	6	2	8	0	0	0
KDU Hospital	15610	0	15610	56	0	56
G.H. Vavunia	367	0	367	1	0	1
B.H. Marawila	753	1	754	7	0	7
S.J.Pura TH	21025	2	21027	152	0	152
BH Theldeniya	161	0	161	3	0	3
BH Tangalle	99	1	100	4	0	4
NIMH	1138	0	1138	37	0	37
Total	Incorrect to total as transfers counts in both the institutions			470	0	470

Source: Epidemiology Unit, Disease Surveillance System

Hospital	Inward Today 10am			Discharged during last		
	SL	Forei	Total	SL	Foreig	Total
NIID	135	5	140	4	0	4
BH Welikanda	100	0	100	1	0	1
Iranawila Hospital	46	0	46	0	0	0
BH Minuwangoda	48	0	48	0	0	0
Colombo East Base Hospital	72	0	72	1	0	1
TH Anuradhapura	57	0	57	0	0	0
Neville P'do hospital	198	0	198	15	0	15
DGH Hambanthota	65	0	65	4	0	4
DH Rambukkana	33	0	33	0	0	0
Kamburugamuwa	44	0	44	2	0	2
Kathankudy Hospital	58	0	58	0	0	0
BH Theldeniya	33	0	33	0	0	0
BH Homagama	84	0	84	2	0	2
BH Galgamuwa	0	0	0	0	0	0
DH Abanpola	42	0	42	0	0	0
DH Lunawa	64	0	64	0	0	0
DH Ingiriya	23	0	23	1	0	1
DH Kosgama	47	0	47	3	0	3
DH Dankotuwa	49	0	49	0	0	0
DH Divulapitiya	93	0	93	2	0	2
DH Laggala Pallegama	65	0	65	1	0	1
DH Dompe	0	0	0	0	0	0
DH Pimbura	54	0	54	0	0	0
DH Karadiyanaru	0	0	0	0	0	0
DH Radawana	46	0	46	0	0	0
Ichchilampattu Hospital	78	0	78	3	0	3
DH Padiyathalawa	0	0	0	0	0	0
NHRD (Welisara)	0	0	0	0	0	0
DH Palamune	9	0	9	2	0	2
DH Udugoda	0	0	0	0	0	0
DH Narammala	58	0	58	7	0	7
DH Iththevana	29	0	29	0	0	0
DH Mathugama	25	0	25	0	0	0
DH Bandaragama	24	0	24	0	0	0
DH Nochchiyagama	16	0	16	0	0	0
DH Nawagamuwa	13	0	13	0	0	0
DH Bandarawela	78	0	78	0	0	0
DH Haguranketha	8	0	8	0	0	0
Army Hospital Panagoda	3	0	3	0	0	0
SLAF BH Katunayake	4	0	4	0	0	0
NIMH	14	0	14	0	0	0
Kandakadu treatment Centre	0	0	0	0	0	0
Gallela treatment Centre	0	0	0	0	0	0
Punani treatment Centre	0	0	0	0	0	0
Embilipitiya treatment Centre	51	0	51	31	0	31
Kahagolla treat. Centre	0	0	0	5	0	5
Samanalawewa treatment Centre	0	0	0	0	0	0
Rehabilitation Centre Ampara	5	0	5	0	0	0
Kahawatta treat. Centre	0	0	0	0	0	0
Wathupitiwela Treat. Centre	87	0	87	2	0	2
Bingiriya treat. Centre	251	0	251	0	0	0
Rambukkana treat. Centre	27	0	27	0	0	0
Polgolla treatment Centre	0	0	0	0	0	0
Yakkala treatment Centre	86	0	86	4	0	4
Kopai treatment Centre	91	0	91	0	0	0
Police training school Kalutara	0	0	0	0	0	0
Karandeniya treatment Centre	0	0	0	0	0	0
Panideniya treat. Centre	32	0	32	8	0	8
Darga town treatment Centre	35	0	35	0	0	0
BH Warakapola	137	0	137	4	0	4
Krishnapuram Treatment Center - Kilinochchi	109	0	109	0	0	0
Damba'eniya Treat. Centre	351	0	351	0	0	0
Hikkaduwa Treat. Centre	142	0	142	3	0	3
Weligama Treat. Centre	15	0	15	0	0	0
Giriulla Treat. Centre	260	0	260	4	0	4
Bidunwewa Treat. Centre	0	0	0	9	0	9
Koggala Beach Hotel	105	0	105	2	0	2
Hikkaduwa Super Corel-ICC	0	0	0	0	0	0
Habaraduwa treat. Centre	0	0	0	0	0	0