



Epidemiology Unit

Ministry of Health & Indigenous Medical Services

231, De Saram Place, Colombo 10, Sri Lanka

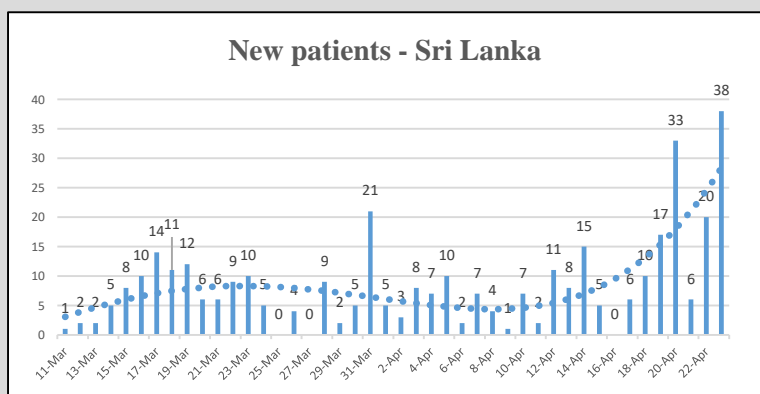
Tele: (+94 11) 2695112, 2681548, 4740490, 4740491, 4740492 Fax: (+94 11) 2696583 E-mail: chepid@slt.net.lk, epidunit@slt.net.lk Web: www.epid.gov.lk

Coronavirus disease 2019 (COVID-19) - Situation Report – 24.04.2020 – 10.00am

An outbreak of pneumonia of unknown reason was first reported on 31st December 2019 from Wuhan City in Hubei Province of China. On 7th Jan 2020, it was diagnosed as “Novel Corona Virus”. On 30/01, WHO has declared it as a Public Health Emergency of International Concern (PHEIC). On 11/02/2020 the WHO renamed the disease as COVID-19 and on 11/03/2020 declared as pandemic. The incubation period is reported as 2-14 days.

Local Situation

Total Number Confirmed	368*
Total Number Recovered	107
Total Number of Deaths	7
Confirmed and hospitalized - today 10am	254**
Suspected and hospitalized - today 10am	183#

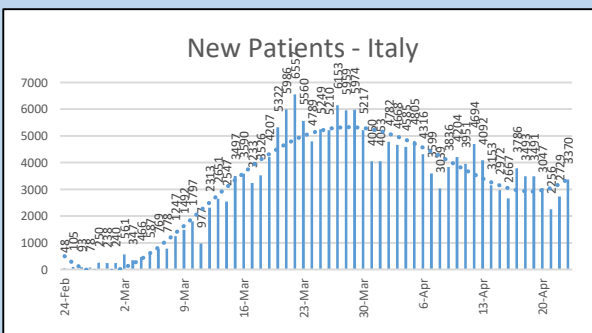
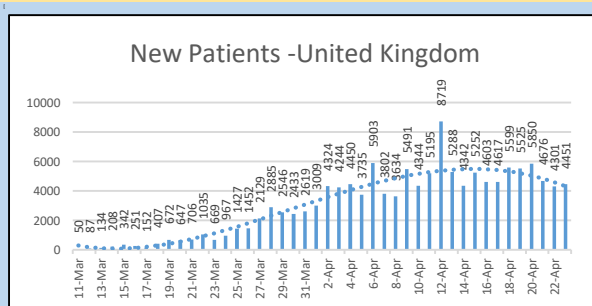
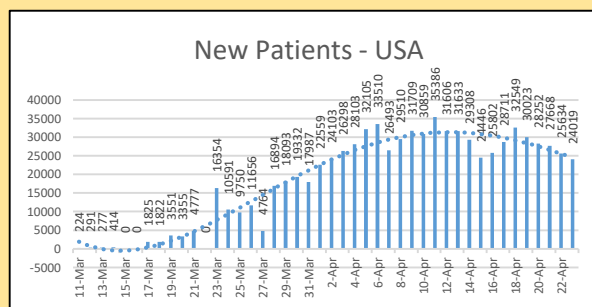
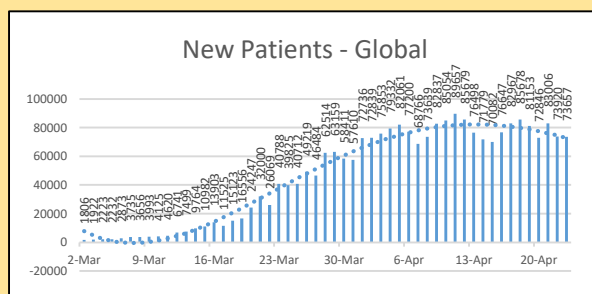


Details of COVID 19 diagnosed patients – Last 24H				
Number inward as at yesterday-10 am	COVID 19 Positive - last 24H	Recovered and discharged from the hospital - last 24H	Number of deaths - last 24H	Number inward as at today-10 am
218	38	2	0	254**

	Hospital distribution of COVID 19 diagnosed patients					
	Inward Today 10am			Discharged during last 24H		
	SL	Foreign	Total	SL	Foreign	Total
NIID	98	0	98	0	0	0
BH Welikanda	43	0	43	2	0	2
Colombo East Base Hospital	46	0	46	0	0	0
Iranawila Hospital	18	0	18	0	0	0
B.H. Kathankudi	47	0	47	0	0	0
In the process of sending	2	0	2			
Total	254	0	254**	2	0	2

Global Situation

- 2,544,792 – Laboratory_confirmed cases
 - 175,694 - deaths
 - Patients from 213 countries/territories
- Ref. WHO situation report - 23/04/2020



Number of COVID -19 suspected patients –183#						
Hospital	Total suspected up to now			Today 10am		
	SL	Forei.	Total	SL	Forei.	Total
NIID	659	74	733	7	0	7
NHSL	342	11	353	13	0	13
TH Ragama	540	4	544	12	0	12
TH Karapitiya	251	17	268	3	0	3
TH A'pura	253	2	255	5	0	5
TH Kurun.	272	1	273	11	0	11
TH Jaffna	73	2	75	0	0	0
NH Kandy	130	6	136	5	0	5
TH Batti.	90	0	90	2	0	2
DGH Gampaha	278	4	282	17	0	17
DGH Negombo	496	13	509	17	0	17
TH Rathn.	204	0	204	7	0	7
PGH Badulla	46	1	47	2	0	2
LRH	52	0	52	0	0	0
DMH	41	0	41	2	0	2
DGH Polon'wa	170	6	176	8	0	8
TH Kalubowila	151	2	153	2	0	2
Castle St TH	60	0	60	2	0	2
BH Ham'thota	141	1	142	4	0	4
BH Mona'gala	70	0	70	2	0	2
BH Welikanda	52	1	53	1	0	1
DGH Kaluthara	343	0	343	12	0	12
Chest H. Welisara	19	0	19	0	0	0
Colombo East Base Hospital	16	0	16	2	0	2
BH Homagama	252	4	256	19	0	19
Dr Neville F. Ho	47	0	47	0	0	0
G.H. Chilaw	464	0	464	2	0	2
G.H. Matara	62	2	64	1	0	1
KDU Hospital	67	0	67	2	0	2
G.H. Vavunia	82	0	82	4	0	4
B.H. Marawila	79	0	79	1	0	1
S.J.Pura TH	392	1	393	15	0	15
B.H. Beruwala	8	0	8	0	0	0
B.H. Kathankudi	3	0	3	3	0	3
Total	Incorrect to total as transfers counts in both the institutions			183	0	183#

Source : Epidemiology Unit, Disease Surveillance System

District Distribution of Confirmed Patients	
HEALTH DISTRICT	Count
COLOMBO	130
KALUTARA	58
PUTTALAM	35
GAMPAHA	33
JAFFNA	16
KANDY	7
RATNAPURA	5
KEGALLE	4
KURUNEGALA	2
MATARA	2
KALMUNAI	2
GALLE	1
BATTICOLOA	1
BADULLA	1
VAVUNIA	1
MATALE	0
NUWARAELIYA	0
HAMBANTOTA	0
KILINOCHCHI	0
MANNAR	0
MULLATIVU	0
AMPARA	0
TRINCOMALEE	0
ANURADHAPURA	0
POLONNARUWA	1
MONERAGALA	0
QUARANTINE CENTERS	38
NAVAL BASE-WELISARA	28
FOREIGNERS	3
Total	368*