



Epidemiology Unit

Ministry of Health

231, De Saram Place, Colombo 10, Sri Lanka

Tele: (+94 11) 2695112, 2681548, 4740490, 4740491, 4740492 Fax: (+94 11) 2696583 E-mail: chepid@slt.net.lk, epidunit@slt.net.lk Web: www.epid.gov.lk

Coronavirus disease 2019 (COVID-19) - Situation Report – 23.4.2022 – 10 a.m

An outbreak of pneumonia of unknown reason was first reported on 31st December 2019 from Wuhan City in Hubei Province of China. On 7th Jan 2020, it was diagnosed as “Novel Corona Virus”. On 30/01, WHO has declared it as a Public Health Emergency of International Concern (PHEIC). On 11/02/2020 the WHO renamed the disease as COVID-19 and on 11/03/2020 declared as pandemic. The incubation period is reported as 2-14 days.

New Cases reported for the last 24 Hrs	50
---	-----------



Number inward/waiting to admit/home based as at yesterday- 10 am	COVID 19 Positive – last 24H	Discharged from the hospital /home– last 24H	Number of deaths reported – last 24H	Number inward/waiting to admit/home-based as at today-10 am
3971	50	3	1	4017

Local Situation

Total Number Confirmed	663091
Imported Cases <i>(Returnees from other countries)</i>	
Foreigners	328
Sri Lankans	7242
Local Cases	
Navy & their close contacts	950
Kandakadu cluster & their close contacts	651
Minuwangoda Cluster	3059
Fish Market\ Harbour Cluster	82785
Prison cluster	9154
New Year Cluster	483090
From January 1 st 2022 to date	75519
Others	313

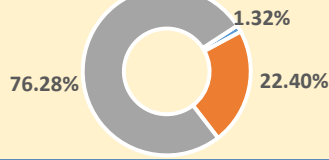
Total Number Confirmed	663091
Total Number Recovered	642574
Total Number of Deaths	16500
Hospitalized/waiting to admit/ home-based – today 10 am	4017
Suspected – today 10 am	172

COVID-19 Vaccination				
AstraZeneca Vaccine				
	1st dose			1,479,631
	2nd dose			1,418,593
Sinopharm Vaccine				
	1st dose			12,048,583
	2nd dose			11,178,274
Sputnik V				
	1st dose			159,110
	2nd dose			155,812
Pfizer				
	1st dose			2,529,460
	2nd dose			901,872
	Booster dose			7,954,741
Moderna				
	1st dose			804,801
	2nd dose			787,361
**COVID-19 - PCR Positives				
District	1 st wave	2 nd wave	3 rd wave	Total
Colombo	174	32123	106850	139147
Gampaha	51	18483	95853	114387
Kalutara	72	6986	51177	58235
Kandy	19	5710	16461	22190
Kurunagala	30	3191	28271	31492
Galle	4	2645	42969	45618
Ratnapura	9	3654	20031	23694
Matara	4	1544	21623	23171
Matale	5	1214	14308	15527
Nuwara Eliya	2	1259	11059	12320
Kegalle	10	1770	11618	13398
Jaffna	16	1441	10872	12329
Badulla	4	1358	13268	14630
Puttalam	39	1024	14102	15165
Anuradhapura	31	820	14200	15051
Hambantota	3	710	19357	20070
Trincomalee	4	651	3722	4377
Monaragala	6	545	14669	15220
Polonnaruwa	10	475	4763	5248
Ampara	9	498	13564	14071
Kalmunai	18	1296	3910	5224
Batticaloa	1	699	9169	9869
Vavuniya	2	623	3039	3664
Mullaitivu	0	278	1986	2264
Kilinochchi	0	250	9756	10006
Mannar	0	379	2147	2526

COVID 19 Deaths		16500
		9313
		7187

Age Distribution of Deaths

- < 30
- 30 - 59
- >= 60



Number of COVID -19 suspected patients reported for the last 24 hours 172

Hospital	Today 10am		
	SL	Forei.	Total
NIID	0	0	0
NHSL	2	0	2
TH Ragama	28	0	28
TH Karapitiya	0	0	0
TH A'pura	0	0	0
TH Kurun.	0	0	0
TH Jaffna	0	0	0
NH Kandy	0	0	0
TH Batti.	0	0	0
DGH Gampaha	2	0	2
DGH Negombo	0	0	0
TH Rathn.	0	0	0
PGH Badulla	0	0	0
LRH	5	0	5
DMH	5	0	5
DGH Polon'wa	67	0	67
TH Kalubowila	0	0	0
Castle St TH	24	0	24
BH Hambanthota	0	0	0
BH Mona'gala	5	0	5
BH Welikanda	0	0	0
DGH Kaluthara	3	0	3
Chest H. Welisara	12	0	12
Colombo East Base Hospital	0	0	0
G.H. Chilaw	3	0	3
G.H. Matara	0	0	0
KDU Hospital	3	0	3
G.H. Vavunia	8	0	8
B.H. Marawila	0	0	0
S.J.Pura TH	0	0	0
BH Theldeniya	0	0	0
BH Tangalle	0	0	0
NIMH	5	0	5
Total	172	0	172

