



Epidemiology Unit Ministry of Health

231, De Saram Place, Colombo 10, Sri Lanka

Tel: (+94 11) 2695112, 2681548, 4740490, 4740491, 4740492 Fax: (+94 11) 2696583 E-mail: chepid@slt.net.lk, epidunit@slt.net.lk Web: www.epid.gov.lk

Coronavirus disease 2019 (COVID-19) - Situation Report – 22.04.2021– 10 a.m.

An outbreak of pneumonia of unknown reason was first reported on 31st December 2019 from Wuhan City in Hubei Province of China. On 7th Jan 2020, it was diagnosed as “Novel Corona Virus”. On 30/01, WHO has declared it as a Public Health Emergency of International Concern (PHEIC). On 11/02/2020 the WHO renamed the disease as COVID-19 and on 11/03/2020 declared as pandemic. The incubation period is reported as 2-14 days.

Patients identified in last 24H		
Total Confirmed	578	
Returnees (+ close contacts) from other countries	Sri Lankans	62
	Foreigners	0
Kandakadu Rehab. Center detainees and their contacts	0	
Hospital samples (admitted with clinical signs/symptoms)	0	
Sub clusters related to Peliyagoda cluster	514	
Prison cluster	2	

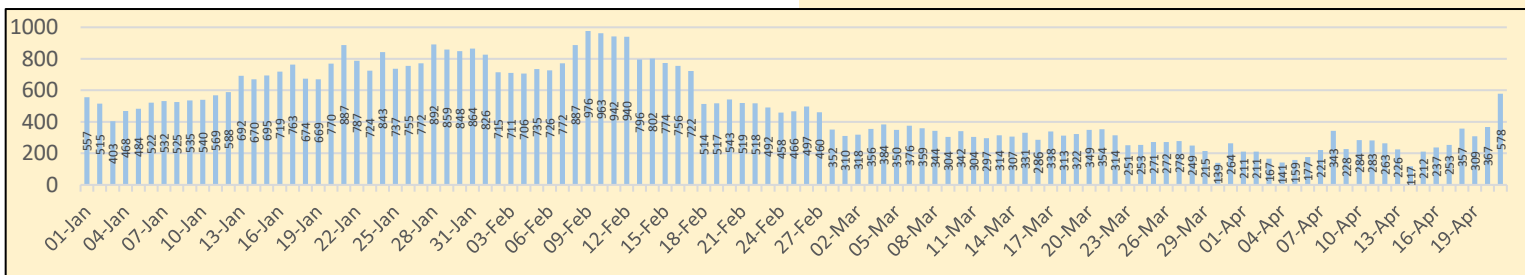
Details of COVID 19 diagnosed patients – Last 24H				
Number inward as at yesterday-10 am	COVID 19 Positive - last 24H	Discharged from the hospital - last 24H	Number of deaths - last 24H	Number inward as at today-10 am
3179	578	216	5	3536

Local Situation

Total Number Confirmed		98050
Imported Cases (Returnees from other countries)	Foreigners	270
	Sri Lankans	3371
Local Cases	Navy & their close contacts	950
	Kandakadu cluster & their close contacts	651
	Sub clusters related to Minuwangoda/Peliyagoda/ Prison cluster	92495
	Others	313

Total Number Confirmed	98050
Total Number Recovered	93884
Total Number of Deaths	630
Confirmed and hospitalized - today 10 am	3536

Suspected and hospitalized - today 10 am	573
---	------------





COVID-19 Total Vaccinated	925242
----------------------------------	---------------

Country	Cumulative Cases per 1 million population	COVID-19 deaths per 1 million population
Sri Lanka	4497	28
India	10716	128
Singapore	10394	5
Australia	1157	36
South East Asian Region	8755	118

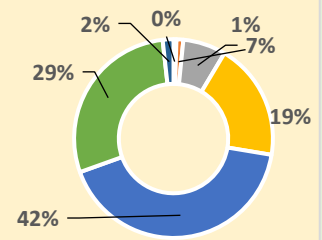
HEALTH DISTRICT	Count
COLOMBO	30866
GAMPAHA	18843
PUTTALAM	1389
KALUTARA	6865
ANURADHAPURA	679
KANDY	4307
KURUNEGALA	3221
POLONNARUWA	256
JAFFNA	1339
RATNAPURA	3076
KEGALLE	1729
MONERAGALA	652
KALMUNAI	1295
MATALE	1087
GALLE	2567
AMPARA	336
BADULLA	1574
MATARA	1847
BATTICOLOA	598
HAMBANTOTA	774
VAVUNIA	436
TRINCOMALEE	587
NUWARAELIYA	1406
KILINOCHCHI	146
MANNAR	294
MULLATIVU	62

Note: Considered only the individuals who contracted the disease from the districts

COVID 19 Deaths	630
	398
	232

Age distribution of deaths

- < 15
- 16 - 30
- 31 - 45
- 46 - 60
- 61 - 75
- 76 - 90
- >90



Number of COVID -19 suspected patients -573						
Hospital	Total suspected up to			Today 10am		
	SL	Forei.	Total	SL	Forei.	Total
NIID	1372	76	1448	8	0	8
NHSL	39334	16	39350	6	0	6
TH Ragama	4156	5	4161	6	0	6
TH Karapitiya	1183	27	1210	5	0	5
TH A'pura	2770	2	2772	8	0	8
TH Kurun.	2202	1	2203	23	0	23
TH Jaffna	554	2	556	2	0	2
NH Kandy	2022	6	2028	20	0	20
TH Batti.	697	0	697	2	0	2
DGH Gampaha	1198	4	1202	2	0	2
DGH Negombo	2530	15	2545	10	0	10
TH Rathn.	1150	0	1150	1	0	1
PGH Badulla	566	2	568	8	0	8
LRH	486	0	486	0	0	0
DMH	2717	1	2718	8	0	8
DGH Polon'wa	2280	6	2286	5	0	5
TH Kalubowila	2146	5	2151	11	0	11
Castle St TH	819	0	819	0	0	0
BH Hambanthota	385	2	387	0	0	0
BH Mona'gala	680	0	680	2	0	2
BH Welikanda	69	1	70	0	0	0
DGH Kaluthara	1536	2	1538	1	0	1
Chest H. Welisara	2517	2	2519	37	0	37
Colombo East Base	325	0	325	4	0	4
G.H. Chilaw	7444	1	7445	18	0	18
G.H. Matara	6	2	8	0	0	0
KDU Hospital	15478	0	15478	146	0	146
G.H. Vavunia	366	0	366	1	0	1
B.H. Marawila	745	1	746	0	0	0
S.J.Pura TH	20744	2	20746	239	0	239
BH Theldeniya	160	0	160	0	0	0
BH Tangalle	93	1	94	0	0	0
NIMH	1120	0	1120	0	0	0
Total	Incorrect to total as transfers counts in both the institutions			573	0	573

Source: Epidemiology Unit, Disease Surveillance System

Hospital	Inward Today 10am			Discharged during last		
	SL	Forei	Total	SL	Foreign	Total
NIID	124	5	129	10	0	10
BH Welikanda	86	0	86	26	0	26
Iranawila Hospital	30	0	30	0	0	0
BH Minuwangoda	19	0	19	6	0	6
Colombo East Base Hospital	64	0	64	3	0	3
TH Anuradhapura	38	0	38	0	0	0
Neville P'do hospital	147	0	147	3	0	3
DGH Hambanthota	42	0	42	0	0	0
DH Rambukkana	16	0	16	0	0	0
Kamburugamuwa	27	0	27	0	0	0
Kathankudy Hospital	32	0	32	0	0	0
BH Theldeniya	19	0	19	0	0	0
BH Homagama	80	0	80	2	0	2
BH Galgamuwa	0	0	0	0	0	0
DH Abanpola	33	0	33	17	0	17
DH Lunawa	28	0	28	0	0	0
DH Ingiriya	14	0	14	1	0	1
DH Kosgama	21	0	21	2	0	2
DH Dankotuwa	43	0	43	6	0	6
DH Divulapitiya	82	0	82	0	0	0
DH Laggala Pallegama	35	0	35	4	0	4
DH Dompe	0	0	0	0	0	0
DH Pimbura	49	0	49	2	0	2
DH Karadiyanaru	6	0	6	0	0	0
DH Radawana	33	0	33	1	0	1
Ichchilampattu Hospital	68	0	68	5	0	5
DH Padiyathalawa	0	0	0	0	0	0
NHRD (Welisara)	0	0	0	0	0	0
DH Palamune	11	0	11	1	0	1
DH Udugoda	0	0	0	0	0	0
DH Narammala	56	0	56	6	0	6
DH Iththevana	6	0	6	0	0	0
DH Mathugama	9	0	9	0	0	0
DH Bandaragama	13	0	13	1	0	1
DH Nochchiyagama	2	0	2	0	0	0
DH Nawagamuwa	9	0	9	5	0	5
DH Bandarawela	0	0	0	0	0	0
DH Haguranketha	9	0	9	0	0	0
Army Hospital Panagoda	3	0	3	0	0	0
SLAF BH Katunayake	0	0	0	0	0	0
NIMH	8	0	8	0	0	0
Kandakadu treatment Centre	0	0	0	0	0	0
Gallela treatment Centre	0	0	0	0	0	0
Punani treatment Centre	0	0	0	0	0	0
Embilipitiya treatment Centre	48	0	48	1	0	1
Kahagolla treat. Centre	5	0	5	0	0	0
Samanalawewa treatment Centre	0	0	0	0	0	0
Rehabilitation Centre Ampara	3	0	3	0	0	0
Kahawatta treat. Centre	0	0	0	0	0	0
Wathupitiwela Treat. Centre	43	0	43	1	0	1
Bingiriya treat. Centre	76	0	76	0	0	0
Rambukkana treat. Centre	4	0	4	0	0	0
Polgolla treatment Centre	0	0	0	0	0	0
Yakkala treatment Centre	58	0	58	2	0	2
Kopai treatment Centre	49	0	49	41	0	41
Police training school Kalutara	0	0	0	0	0	0
Karandeniya treatment Centre	0	0	0	0	0	0
Panideniya treat. Centre	28	0	28	2	0	2
Darga town treatment Centre	11	0	11	0	0	0
BH Warakapola	82	0	82	8	0	8
Krishnapuram Treatment Center - Kilinochchi	93	0	93	4	0	4
Dambađeniya Treat. Centre	170	0	170	42	0	42
Hikkaduwa Treat. Centre	82	0	82	2	0	2
Weligama Treat. Centre	10	0	10	0	0	0
Giriulla Treat. Centre	242	0	242	9	0	9
Bidunwewa Treat. Centre	9	0	9	0	0	0
Koggala Beach Hotel	84	0	84	3	0	3
Hikkaduwa Super Corel-ICC	0	0	0	0	0	0
Habaraduwa treat. Centre	0	0	0	0	0	0