



Epidemiology Unit

Ministry of Health & Indigenous Medical Services

231, De Saram Place, Colombo 10, Sri Lanka

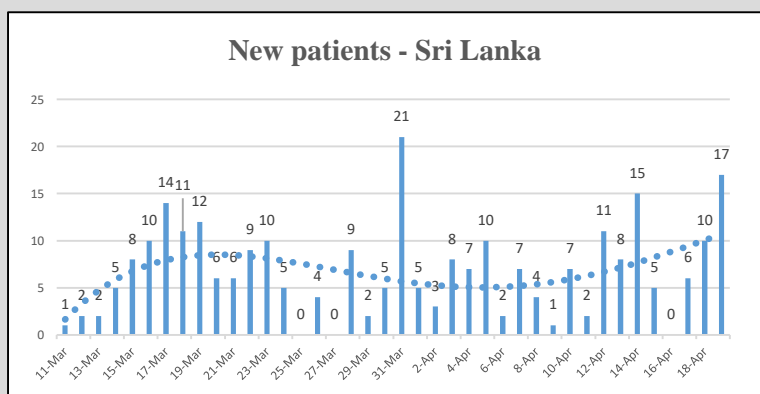
Tele: (+94 11) 2695112, 2681548, 4740490, 4740491, 4740492 Fax: (+94 11) 2696583 E-mail: chepid@stnet.lk, epidunit@stnet.lk Web: www.epid.gov.lk

Coronavirus disease 2019 (COVID-19) - Situation Report – 20.04.2020 – 10.00am

An outbreak of pneumonia of unknown reason was first reported on 31st December 2019 from Wuhan City in Hubei Province of China. On 7th Jan 2020, it was diagnosed as “Novel Corona Virus”. On 30/01, WHO has declared it as a Public Health Emergency of International Concern (PHEIC). On 11/02/2020 the WHO renamed the disease as COVID-19 and on 11/03/2020 declared as pandemic. The incubation period is reported as 2-14 days.

Local Situation

Total Number Confirmed	271*
Total Number Recovered	97
Total Number of Deaths	7
Confirmed and hospitalized - today 10am	167**
Suspected and hospitalized - today 10am	122#

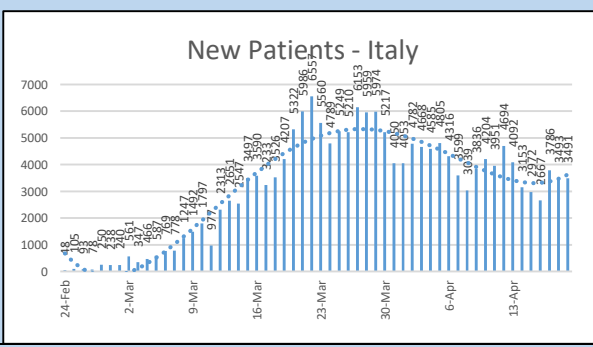
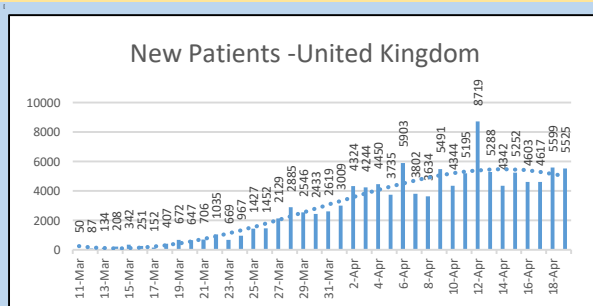
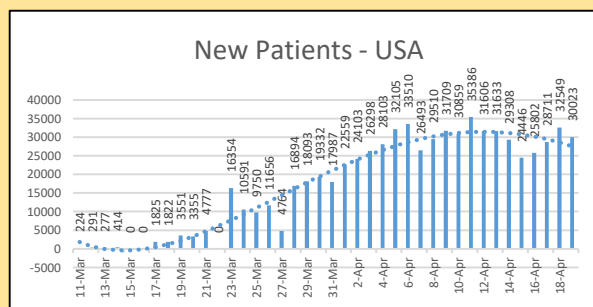
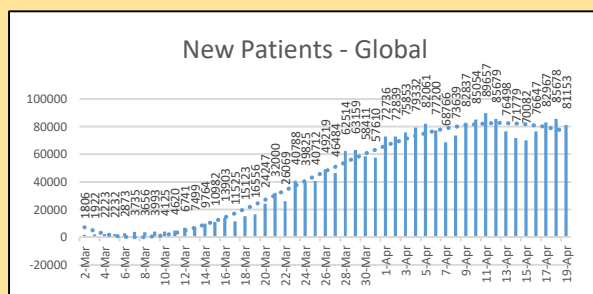


Details of COVID 19 diagnosed patients – Last 24H				
Number inward as at yesterday-10 am	COVID 19 Positive - last 24H	Recovered and discharged from the hospital - last 24H	Number of deaths - last 24H	Number inward as at today-10 am
156	17	6	0	167**

	Hospital distribution of COVID 19 diagnosed patients					
	Inward Today 10am			Discharged during last 24H		
	SL	Foreign	Total	SL	Foreign	Total
NIID	88	0	88	2	0	2
BH Welikanda	40	0	40	3	0	3
Colombo East Base Hospital	21	0	21	1	0	1
Iranawila Hospital	18	0	18	0	0	0
Total	167	0	167**	6	0	6

Global Situation

- 2,241,359 – Laboratory_confirmed cases
 - 152,551 - deaths
 - Patients from 213 countries/territories
- Ref. WHO situation report - 19/04/2020



Number of COVID -19 suspected patients –122#						
Hospital	Total suspected up to now			Today 10am		
	SL	Forei.	Total	SL	Forei.	Total
NIID	638	74	712	3	0	3
NHSL	303	11	314	5	0	5
TH Ragama	471	4	475	22	0	22
TH Karapitiya	237	17	254	0	0	0
TH A'pura	216	2	218	1	0	1
TH Kurun.	239	1	240	9	0	9
TH Jaffna	69	2	71	3	0	3
NH Kandy	118	6	124	8	0	8
TH Batti.	82	0	82	1	0	1
DGH Gampaha	248	4	252	3	0	3
DGH Negombo	435	13	448	13	0	13
TH Rathn.	188	0	188	0	0	0
PGH Badulla	42	1	43	1	0	1
LRH	41	0	41	1	0	1
DMH	36	0	36	2	0	2
DGH Polon'wa	156	6	162	2	0	2
TH Kalubowila	134	2	136	0	1	1
Castle St TH	43	0	43	3	0	3
BH Ham'thota	134	1	135	0	0	0
BH Mona'gala	64	0	64	0	0	0
BH Welikanda	52	1	53	5	0	5
DGH Kaluthara	307	0	307	6	0	6
Chest H. Welisara	17	0	17	0	0	0
Colombo East Base Hospital	16	0	16	2	0	2
BH Homagama	217	4	221	9	0	9
Dr Neville F. Ho	47	0	47	2	0	2
G.H. Chilaw	399	0	399	1	0	1
G.H. Matara	58	2	60	0	0	0
KDU Hospital	37	0	37	2	0	2
G.H. Vavunia	72	0	72	3	0	3
B.H. Marawila	66	0	66	0	0	0
S.J.Pura TH	339	1	340	11	1	12
B.H. Beruwala	8	0	8	2	0	2
Total	Incorrect to total as transfers counts in both the institutions			120	2	122#

Source : Epidemiology Unit, Disease Surveillance System

District Distribution of Confirmed Patients	
HEALTH DISTRICT	Count
COLOMBO	77
KALUTARA	45
PUTTALAM	35
GAMPAHA	32
JAFFNA	16
KANDY	7
RATNAPURA	5
KURUNEGALA	2
MATARA	2
KALMUNAI	2
KEGALLE	3
GALLE	1
BATTICOLOA	1
BADULLA	1
VAVUNIA	1
MATALE	0
NUWARAELIYA	0
HAMBANTOTA	0
KILINCHCHI	0
MANNAR	0
MULLATIVU	0
AMPARA	0
TRINCOMALEE	0
ANURADHAPURA	0
POLONNARUWA	0
MONERAGALA	0
QUARANTINE CENTERS	38
FOREIGNERS	3
Total	271*