



Epidemiology Unit Ministry of Health

231, De Saram Place, Colombo 10, Sri Lanka

Tele: (+94 11) 2695112, 2681548, 4740490, 4740491, 4740492 Fax: (+94 11) 2696583 E-mail: chepid@slt.net.lk, epidunit@slt.net.lk Web: www.epid.gov.lk

Coronavirus disease 2019 (COVID-19) - Situation Report – 19.05.2021– 10 a.m.

An outbreak of pneumonia of unknown reason was first reported on 31st December 2019 from Wuhan City in Hubei Province of China. On 7th Jan 2020, it was diagnosed as “Novel Corona Virus”. On 30/01, WHO has declared it as a Public Health Emergency of International Concern (PHEIC). On 11/02/2020 the WHO renamed the disease as COVID-19 and on 11/03/2020 declared as pandemic. The incubation period is reported as 2-14 days.

Patients identified in last 24H		
Total Confirmed	2518	
Returnees (+ close contacts) from other countries	Sri Lankans	40
	Foreigners	0
Kandakadu Rehab. Center detainees and their contacts	0	
Hospital samples (admitted with clinical signs/symptoms)	0	
New Year Cluster	2459	
Prison cluster	19	

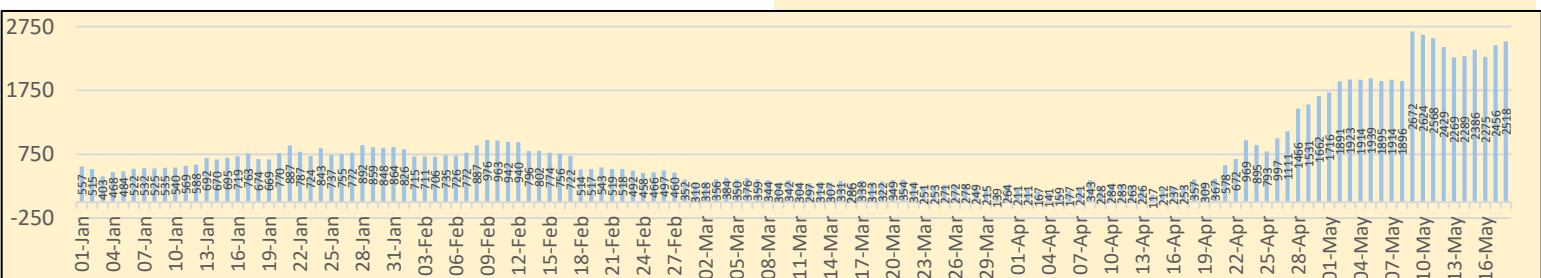
Details of COVID 19 diagnosed patients – Last 24H				
Number inward as at yesterday-10 am	COVID 19 Positive - last 24H	Discharged from the hospital - last 24H	Number of deaths - last 24H	Number inward as at today-10 am
23076	2518	1222	34	24338

Local Situation

Total Number Confirmed		147720
Imported Cases (Returnees from other countries)	Foreigners	315
	Sri Lankans	4117
Local Cases	Navy & their close contacts	950
	Kandakadu cluster & their close contacts	651
	Minuwangoda Cluster	3059
	Fish Market\ Harbour Cluster	82785
	Prison cluster	5296
	New Year Cluster	50234
Others	313	

Total Number Confirmed	147720
Total Number Recovered	122367
Total Number of Deaths	1015
Confirmed and hospitalized - today 10 am	24338

Suspected and hospitalized - today 10 am	1874
---	-------------




COVID-19 Vaccination	1 st Dose	2 nd Dose
Covishield Vaccine	925242	297686
Sinopharm Vaccine	457840	2435
Sputnik V	14917	-

Country	Cumulative Cases per 1 million population	COVID-19 deaths per 1 million population
Sri Lanka	6776	46
India	16157	176
Singapore	10751	5.4
Australia	1178	36
South East Asian Region	12641	153

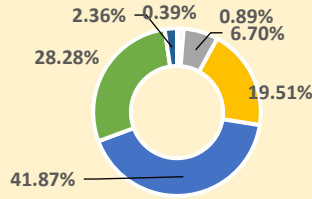
HEALTH DISTRICT	Count
COLOMBO	41965
GAMPAHA	27652
KALUTARA	12535
KURUNEGALA	7132
KANDY	6068
RATNAPURA	4722
GALLE	4786
MATARA	3181
MATALE	2721
PUTTALAM	2561
NUWARAELIYA	2610
BADULLA	2379
KEGALLE	1997
JAFFNA	1916
KALMUNAI	1332
MONERAGALA	1751
HAMBANTOTA	1574
ANURADHAPURA	1224
TRINCOMALEE	951
BATTICOLOA	686
VAVUNIA	554
POLONNARUWA	616
AMPARA	591
MANNAR	353
KILINOCHCHI	313
MULLATIVU	127

Note: Considered only the individuals who contracted the disease from the districts

COVID 19 Deaths	1015
	623
	392

Age distribution of deaths

- < 15
- 16 - 30
- 31 - 45
- 46 - 60
- 61 - 75
- 76 - 90
- >90



Number of COVID -19 suspected patients - 1874

Hospital	Total suspected up to now			Today 10am		
	SL	Forei.	Total	SL	Forei.	Total
NIID	1408	76	1484	8	0	8
NHSL	45383	16	45399	141	0	141
TH Ragama	5618	5	5623	224	0	224
TH Karapitiya	1897	27	1924	130	0	130
TH A'pura	3361	2	3363	40	0	40
TH Kurun.	3027	1	3028	89	0	89
TH Jaffna	729	2	731	23	0	23
NH Kandy	2429	6	2435	102	0	102
TH Batti.	870	0	870	50	0	50
DGH Gampaha	1695	4	1699	74	0	74
DGH Negombo	2969	15	2984	61	0	61
TH Rathn.	1547	0	1547	73	0	73
PGH Badulla	899	2	901	36	0	36
LRH	576	0	576	4	0	4
DMH	2816	1	2817	16	0	16
DGH Polon'wa	3088	6	3093	19	0	19
TH Kalubowila	3031	5	3036	-	0	-
Castle St TH	861	0	861	12	0	12
BH Hambanthota	385	2	387	0	0	0
BH Mona'gala	943	0	943	9	0	9
BH Welikanda	69	1	70	0	0	0
DGH Kaluthara	2470	2	2472	130	0	130
Chest H. Welisara	2855	2	2857	41	0	41
Colombo East	361	0	361	5	0	5
G.H. Chilaw	8336	1	8337	38	0	38
G.H. Matara	241	2	243	0	0	0
KDU Hospital	19265	0	19265	204	0	204
G.H. Vavunia	400	0	400	12	0	12
B.H. Marawila	876	1	877	6	0	6
S.J.Pura TH	28422	2	28424	287	0	287
BH Theldeniya	171	0	171	4	0	4
BH Tangalle	183	1	184	0	0	0
NIMH	1314	0	1314	36	0	36
Total	Incorrect to total as		1874	0		1874

Source: Epidemiology Unit, Disease Surveillance System

Hospital distribution of COVID 19 diagnosed patients

	Inward Today			Discharge during last		
	SL	F	To	S	Forei	Total
NIID	149	0	14	16	0	16
BH Welikanda	59	0	59	6	0	6
Iranawila Hospital	98	0	98	16	0	16
BH Minuwangoda	47	0	47	0	0	0
Colombo East Base Hospital	91	0	91	0	0	0
TH Anuradhapura	38	0	38	3	0	3
Neville F'do hospital	490	0	49	35	0	35
DGH Hambanthota	193	2	19	0	0	0
DH Rambukkana	52	0	52	5	0	5
Kamburugamuwa	223	0	22	1	0	1
Kathankudy Hospital	76	0	76	5	0	5
BH Theldeniya	112	0	11	0	0	0
BH Homagama	157	0	15	13	0	13
BH Galgamuwa	0	0	0	0	0	0
BH Hinguragoda	202	0	20	8	0	8
BH Galenbidunawewa	62	0	62	4	0	4
BH Kebithigollewa	37	0	37	5	0	5
BH Beruwala	106	0	10	0	0	0
DH Abanpola	40	0	40	2	0	2
DH Lunawa	100	0	10	12	0	12
DH Ingiriya	37	0	37	1	0	1
DH Kosgama	61	0	61	15	0	15
DH Dankotuwa	64	0	64	5	0	5
DH Divulapitiya	71	0	71	10	0	10
DH Laggala Pallegama	111	0	11	17	0	17
DH Dompe	25	0	25	0	0	0
DH Pimbura	49	0	49	4	0	4
DH Karadiyanaru	66	0	66	14	0	14
DH Radawana	26	0	26	6	0	6
Ichchilampattu Hospital	72	0	72	12	0	12
DH Padiyathalawa	39	0	39	6	0	6
NHRD (Wellsara)	28	0	28	2	0	2
DH Palamune	64	0	64	4	0	4
DH Undugoda	98	0	98	10	0	10
DH Narammala	54	0	54	0	0	0
DH Ithhepana	26	0	26	2	0	2
DH Mathugama	55	0	55	0	0	0
DH Bandaragama	36	0	36	1	0	1
DH Nochchiyagama	31	0	31	0	0	0
DH Nawagamuwa	27	0	27	3	0	3
DH Bandarawela	54	0	54	4	0	4
DH Haguranketha	21	0	21	1	0	1
DH Beligala	56	0	56	3	0	3
DH Katugasthota	21	0	21	5	0	5
DH Wattagama	22	0	22	2	0	2
DH Walapane	54	0	54	7	0	7
DH Damana	49	0	49	0	0	0
DH Deyyandara	18	0	18	2	0	2
DH Medagama	56	0	56	14	0	14
DH Pallegama	40	0	40	3	0	3
DH Wethara	39	0	39	14	0	14
DH Kithulgala	52	0	52	5	0	5
DH Kuchcheweli	66	0	66	0	0	0
DH Thammanawa	31	0	31	0	0	0
DH Middeniya	35	0	35	1	0	1
Army Hospital Panagoda	78	0	78	8	0	8
SLAF BH Katunayake	49	0	49	0	0	0
NIMH	21	0	21	0	0	0
Ayurveda hospital Rajagiriya	71	0	71	7	0	7
Galuwapokuna Treat. Centre	101	0	10	14	0	14
Kandakadu treatment Centre	310	0	31	46	0	46
Gallela treatment Centre	354	0	35	0	0	0
Punani treatment Centre	595	0	59	66	0	66
Embilipitiya treatment Centre	109	0	10	41	0	41
Kahagolla treat. Centre	143	0	14	17	0	17
Samanalawewa treatment Centre	0	0	0	0	0	0
Rehabilitation Centre Ampara	209	0	20	27	0	27
Kahawatta treat. Centre	278	0	27	24	0	24
Wathupitiwela Treat. Centre	66	0	66	10	0	10
Bingiriya treat. Centre	479	0	47	0	0	0
Rambukkana treat. Centre	271	0	27	21	0	21
Poligolla treatment Centre	0	0	0	0	0	0
Yakkala treatment Centre	39	0	39	20	0	20
Kopai treatment Centre	162	0	16	93	0	93
Police training school Kalutara	0	0	0	0	0	0
Karadeniya treatment Centre	115	0	11	0	0	0
Panideniya treat. Centre	330	0	33	51	0	51
Darga town treatment Centre	144	0	14	0	0	0
BH Warakapola	200	0	20	51	0	51
Krishnapuram Treatment Center - Kilinochchi	105	0	10	2	0	2
Dambadeniya Treat. Centre	450	0	45	97	0	97
Hikkaduwa Treat. Centre	166	0	16	23	0	23
Weligama Treat. Centre	68	0	68	0	0	0
Giriulla Treat. Centre	366	0	36	30	0	30
Bidunewa Treat. Centre	132	0	13	8	0	8
Koggala Beach Hotel	188	0	18	20	0	20
Hikkaduwa Super Corel-ICC	0	0	0	0	0	0
Habaraduwa treat. Centre	129	0	12	0	0	0
Hanthana treat. Centre	34	0	34	13	0	13
Kundasale treat. Centre	45	0	45	18	0	18
Punani Brandix treat. Rx Centre	118	0	11	0	0	0
ICC Kande Ela	86	0	86	18	0	18
ICC Bogawantalawa	64	0	64	17	0	17
ICC Hardy Technical College	69	0	69	0	0	0
Naleemiah school ICC	144	0	14	15	0	15
Marathamunei ITC	63	0	63	1	0	1
Pasduurata ITC	233	0	23	41	0	41
Sripali Horana ITC	172	0	17	64	0	64
Gampola Youth Centre ITC	92	0	92	20	0	20
Gomarandawala ITC	87	0	87	20	0	20
Pudukudiruppu ICC	51	0	51	0	0	0
Angunakopapelessa ICC	179	0	17	15	0	15