



Epidemiology Unit Ministry of Health

231, De Saram Place, Colombo 10, Sri Lanka

Tel: (+94 11) 2695112, 2681548, 4740490, 4740491, 4740492 Fax: (+94 11) 2696583 E-mail: chepid@slt.net.lk, epidunit@slt.net.lk Web: www.epid.gov.lk

Coronavirus disease 2019 (COVID-19) - Situation Report – 18.06.2021– 10 a.m.

An outbreak of pneumonia of unknown reason was first reported on 31st December 2019 from Wuhan City in Hubei Province of China. On 7th Jan 2020, it was diagnosed as “Novel Corona Virus”. On 30/01, WHO has declared it as a Public Health Emergency of International Concern (PHEIC). On 11/02/2020 the WHO renamed the disease as COVID-19 and on 11/03/2020 declared as pandemic. The incubation period is reported as 2-14 days.

Patients identified in last 24H		
Total Confirmed	2372	
Returnees (+ close contacts) from other countries	Sri Lankans	11
		0
	Foreigners	0
Hospital samples (admitted with clinical signs/symptoms)	0	
New Year Cluster	2341	
Prison cluster	20	

Details of COVID 19 diagnosed patients – Last 24H				
Number inward as at yesterday-10 am	COVID 19 Positive – last 24H	Discharged from the hospital – last 24H	Number of deaths – last 24H	Number inward/waiting to admit as at today-10 am
32884	2372	1825	51	33380

Local Situation

Total Number Confirmed		233064
Imported Cases (Returnees from other countries)	Foreigners	328
	Sri Lankans	4748
Local Cases	Navy & their close contacts	950
	Kandakadu cluster & their close contacts	651
	Minuwangoda Cluster	3059
	Fish Market\ Harbour Cluster	82785
	Prison cluster	6767
	New Year Cluster	133463
Others	313	



Total Number Confirmed	233064
Total Number Recovered	197259
Total Number of Deaths	2425
Hospitalized/waiting to admit – today 10 am	33380

Suspected and hospitalized – today 10 am	1557
-------------------------------------------------	-------------

COVID-19 Vaccination	1 st Dose	2 nd Dose
Covishield Vaccine	925242	356610
Sinopharm Vaccine	1401455	382972
Sputnik V	64986	8991

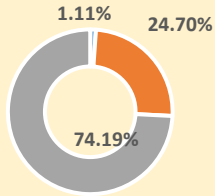
Country/Region	Cumulative Cases per 1 million population	COVID-19 deaths per 1 million population
Sri Lanka	10691	111
India	21333	268
Singapore	10751	6
Australia	1186	36
South East Asian Region	16539	224

District	1 st Wave	2 nd Wave	3 rd Wave	Total
Colombo	174	32123	25144	57441
Gampaha	51	18483	21764	40298
Kalutara	72	6986	18605	25663
Kandy	19	5710	6660	12389
Kurunagala	30	3191	9099	12320
Galle	4	2645	7308	9957
Ratnapura	9	3654	5787	9450
Matara	4	1544	4119	5667
Matale	5	1214	3542	4761
Nuwara Eliya	2	1259	4608	5869
Kegalle	10	1770	2477	4257
Jaffna	16	1441	2844	4301
Badulla	4	1358	3198	4560
Puttalam	39	1024	2541	3604
Anuradhapura	31	820	2435	3286
Hambantota	3	710	2115	2828
Trincomalee	4	651	1911	2566
Monaragala	6	545	1838	2389
Polonnaruwa	10	475	1450	1935
Ampara	9	498	1081	1588
Kalmunai	18	1296	330	1644
Batticaloa	1	699	1278	1978
Vavuniya	2	623	636	1261
Mullaitivu	0	278	689	967
Kilinochchi	0	250	872	1122
Mannar	0	379	268	647

COVID 19 Deaths	2425
	1415
	1010

Age distribution of deaths

- < 30
- 30-59
- ≥60



Number of COVID -19 suspected patients - 1557

Hospital	Total suspected up to now			Today 10am		
	SL	Forei.	Total	SL	Forei.	Total
NIID	1466	76	1542	5	0	5
NHSL	49036	16	49052	125	0	125
TH Ragama	7505	5	7510	176	0	176
TH Karapitiya	2624	27	2651	81	0	81
TH A'pura	4110	2	4112	13	0	13
TH Kurun.	3956	1	3957	94	0	94
TH Jaffna	967	2	969	23	0	23
NH Kandy	2838	6	2844	107	0	107
TH Batti.	1198	0	1198	0	0	0
DGH Gampaha	2230	4	2234	88	0	88
DGH Negombo	3477	15	3492	69	0	69
TH Rathn.	2077	0	2077	77	0	77
PGH Badulla	1250	2	1252	40	0	40
LRH	750	0	750	19	0	19
DMH	2946	1	2947	15	0	15
DGH Polon'wa	3459	6	3465	13	0	13
TH Kalubowila	8269	5	8274	8	0	8
Castle St TH	1196	0	1196	5	0	5
BH Hambanthota	393	2	395	5	0	5
BH Mona'gala	1073	0	1073	8	0	8
BH Welikanda	69	1	70	0	0	0
DGH Kaluthara	4462	2	4464	152	0	152
Chest H. Welisara	3100	2	3102	12	0	12
Colombo East Base	411	0	411	3	0	3
G.H. Chilaw	8805	1	8806	19	0	19
G.H. Matara	241	2	243	0	0	0
KDU Hospital	20861	0	20861	33	0	33
G.H. Vavunia	449	0	449	0	0	0
B.H. Marawila	984	1	985	2	0	2
S.J.Pura TH	34163	2	34165	296	0	296
BH Theldeniya	175	0	175	4	0	4
BH Tangalle	240	1	241	5	0	5
NIMH	1503	0	1503	60	0	60
Total	Incorrect to total as transfers counts in both the			1557	0	1557

Source: Epidemiology Unit, Disease Surveillance System

