

Epidemiology Unit Ministry of Health

231, De Saram Place, Colombo 10, Sri Lanka

Tel: (+94 11) 2695112, 2681548, 4740490, 4740491, 4740492 Fax: (+94 11) 2696583 E-mail: chepid@slt.net.lk, epidunit@slt.net.lk Web: www.epid.gov.lk

Coronavirus disease 2019 (COVID-19) - Situation Report – 18.04.2021– 10 a.m.

An outbreak of pneumonia of unknown reason was first reported on 31st December 2019 from Wuhan City in Hubei Province of China. On 7th Jan 2020, it was diagnosed as “Novel Corona Virus”. On 30/01, WHO has declared it as a Public Health Emergency of International Concern (PHEIC). On 11/02/2020 the WHO renamed the disease as COVID-19 and on 11/03/2020 declared as pandemic. The incubation period is reported as 2-14 days.

Patients identified in last 24H		
Total Confirmed	253	
Returnees (+ close contacts) from other countries	Sri Lankans	46
	Foreigners	3
Kandakadu Rehab. Center detainees and their contacts	0	
Hospital samples (admitted with clinical signs/symptoms)	0	
Sub clusters related to Peliyagoda cluster	200	
Prison cluster	4	

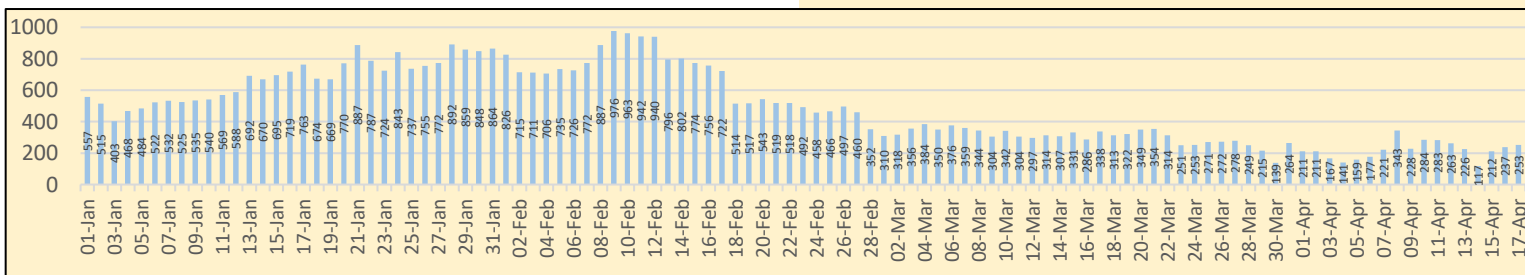
Details of COVID 19 diagnosed patients – Last 24H				
Number inward as at yesterday-10 am	COVID 19 Positive - last 24H	Discharged from the hospital - last 24H	Number of deaths - last 24H	Number inward as at today-10 am
2739	253	281	2	2709

Local Situation

Total Number Confirmed		96439
Imported Cases (Returnees from other countries)	Foreigners	265
	Sri Lankans	3204
Local Cases	Navy & their close contacts	950
	Kandakadu cluster & their close contacts	651
	Sub clusters related to Minuwangoda/Peliyagoda/ Prison cluster	91056
	Others	313

Total Number Confirmed	96439
Total Number Recovered	93113
Total Number of Deaths	617
Confirmed and hospitalized - today 10 am	2709

Suspected and hospitalized - today 10 am	411
-------------------------------------------------	------------





COVID-19 Total Vaccinated	925242
---------------------------	--------

Country	Cumulative Cases per 1 million population	COVID-19 deaths per 1 million population
Sri Lanka	4423	28
India	9680	123
Singapore	10364	5
Australia	1153	36
South East Asian Region	8003	113

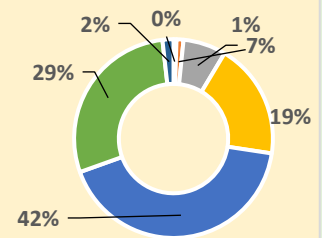
HEALTH DISTRICT	Count
COLOMBO	30495
GAMPAHA	18683
PUTTALAM	1311
KALUTARA	6805
ANURADHAPURA	656
KANDY	4276
KURUNEGALA	2892
POLONNARUWA	245
JAFFNA	1281
RATNAPURA	3047
KEGALLE	1716
MONERAGALA	637
KALMUNAI	1295
MATALE	1077
GALLE	2515
AMPARA	335
BADULLA	1572
MATARA	1835
BATTICOLOA	597
HAMBANTOTA	760
VAVUNIA	433
TRINCOMALEE	573
NUWARAELIYA	1400
KILINOCHCHI	143
MANNAR	292
MULLATIVU	62

Note: Considered only the individuals who contracted the disease from the districts

COVID 19 Deaths	617
	389
	228

Age distribution of deaths

- < 15
- 16 - 30
- 31 - 45
- 46 - 60
- 61 - 75
- 76 - 90
- >90



Number of COVID -19 suspected patients -411						
Hospital	Total suspected up to			Today 10am		
	SL	Forei.	Total	SL	Forei.	Total
NIID	1367	76	1443	8	0	8
NHSL	37619	16	37635	3	0	3
TH Ragama	4119	5	4124	10	0	10
TH Karapitiya	1172	27	1199	1	0	1
TH A'pura	2743	2	2745	7	0	7
TH Kurun.	2133	1	2134	2	0	2
TH Jaffna	547	2	549	4	0	4
NH Kandy	1982	6	1988	10	0	10
TH Batti.	688	0	688	2	0	2
DGH Gampaha	1180	4	1184	2	0	2
DGH Negombo	2510	15	2525	9	0	9
TH Rathn.	1142	0	1142	0	0	0
PGH Badulla	541	2	543	9	0	9
LRH	485	0	485	1	0	1
DMH	2693	1	2694	9	0	9
DGH Polon'wa	2219	6	2225	1	0	1
TH Kalubowila	2106	5	2111	6	0	6
Castle St TH	811	0	811	0	0	0
BH Hambanthota	385	2	387	0	0	0
BH Mona'gala	663	0	663	2	0	2
BH Welikanda	69	1	70	0	0	0
DGH Kaluthara	1522	2	1524	2	0	2
Chest H. Welisara	2426	2	2428	25	0	25
Colombo East Base	318	0	318	1	0	1
G.H. Chilaw	7342	1	7343	13	0	13
G.H. Matara	241	2	243	0	0	0
KDU Hospital	15002	0	15002	97	0	97
G.H. Vavunia	362	0	362	0	0	0
B.H. Marawila	739	1	740	5	0	5
S.J.Pura TH	19898	2	19900	145	0	145
BH Theldeniya	158	0	158	2	0	2
BH Tangalle	93	1	94	0	0	0
NIMH	1098	0	1098	35	0	35
Total	Incorrect to total as transfers counts in both the institutions			411	0	411

Source: Epidemiology Unit, Disease Surveillance System

	Inward Today 10am			Discharged during last		
	SL	Forei	Total	SL	Foreig	Total
NIID	84	0	84	5	0	5
BH Welikanda	95	0	95	2	0	2
Iranawila Hospital	27	0	27	14	0	14
BH Minuwangoda	24	0	24	1	0	1
Colombo East Base Hospital	54	0	54	2	0	2
TH Anuradhapura	34	0	34	7	0	7
Neville P'do hospital	69	0	69	0	0	0
DGH Hambanthota	50	0	50	1	0	1
DH Rambukkana	0	0	0	0	0	0
Kamburugamuwa	9	0	9	3	0	3
Kathankudy Hospital	2	0	2	0	0	0
BH Theldeniya	18	0	18	0	0	0
BH Homagama	65	0	65	2	0	2
BH Galgamuwa	0	0	0	0	0	0
DH Abanpola	39	0	39	0	0	0
DH Lunawa	20	0	20	2	0	2
DH Ingiriya	10	0	10	2	0	2
DH Kosgama	16	0	16	4	0	4
DH Dankotuwa	39	0	39	1	0	1
DH Divulapitiya	32	0	32	3	0	3
DH Laggala Pallegama	41	0	41	5	0	5
DH Dompe	0	0	0	0	0	0
DH Pimbura	23	0	23	2	0	2
DH Karadiyanaru	8	0	8	5	0	5
DH Radawana	9	0	9	3	0	3
Ichchilampattu Hospital	56	0	56	0	0	0
DH Padiyathalawa	0	0	0	0	0	0
NHRD (Welisara)	0	0	0	0	0	0
DH Palamune	12	0	12	0	0	0
DH Udugoda	0	0	0	0	0	0
DH Narammala	50	0	50	4	0	4
DH Iththevana	4	0	4	2	0	2
DH Mathugama	5	0	5	2	0	2
DH Bandaragama	13	0	13	0	0	0
DH Nochchiyagama	2	0	2	0	0	0
DH Nawagamuwa	4	0	4	0	0	0
DH Bandarawela	0	0	0	0	0	0
DH Haguranketha	10	0	10	0	0	0
Army Hospital Panagoda	1	0	1	0	0	0
SLAF BH Katunayake	0	0	0	0	0	0
NIMH	11	0	11	1	0	1
Kandakadu treatment Centre	0	0	0	0	0	0
Gallela treatment Centre	0	0	0	0	0	0
Punani treatment Centre	0	0	0	0	0	0
Embilipitiya treatment Centre	38	0	38	38	0	38
Kahagolla treat. Centre	6	0	6	0	0	0
Samanalawewa treatment Centre	0	0	0	0	0	0
Rehabilitation Centre Ampara	6	0	6	1	0	1
Kahawatta treat. Centre	0	0	0	0	0	0
Wathupitiwela Treat. Centre	16	0	16	2	0	2
Bingiriya treat. Centre	31	0	31	22	0	22
Rambukkana treat. Centre	6	0	6	0	0	0
Polgolla treatment Centre	13	0	13	4	0	4
Yakkala treatment Centre	28	0	28	3	0	3
Kopai treatment Centre	131	0	131	33	0	33
Police training school Kalutara	0	0	0	0	0	0
Karandeniya treatment Centre	0	0	0	0	0	0
Panideniya treat. Centre	29	0	29	0	0	0
Darga town treatment Centre	5	0	5	1	0	1
BH Warakapola	28	0	28	10	0	10
Krishnapuram Treatment Center - Kilinochchi	61	0	61	0	0	0
Damba'eniya Treat. Centre	138	0	138	71	0	71
Hikkaduwa Treat. Centre	38	0	38	0	0	0
Weligama Treat. Centre	10	0	10	0	0	0
Giriulla Treat. Centre	128	0	128	10	0	10
Bidunwewa Treat. Centre	5	0	5	4	0	4
Koggala Beach Hotel	60	0	60	9	0	9
Hikkaduwa Super Corel-ICC	0	0	0	0	0	0
Habaraduwa treat. Centre	0	0	0	0	0	0