



Epidemiology Unit

Ministry of Health

231, De Saram Place, Colombo 10, Sri Lanka

Tele: (+94 11) 2695112, 2681548, 4740490, 4740491, 4740492 Fax: (+94 11) 2696583 E-mail: chepid@slt.net.lk, epidunit@slt.net.lk Web: www.epid.gov.lk

Coronavirus disease 2019 (COVID-19) - Situation Report – 15.4.2022 – 10 a.m

An outbreak of pneumonia of unknown reason was first reported on 31st December 2019 from Wuhan City in Hubei Province of China. On 7th Jan 2020, it was diagnosed as “Novel Corona Virus”. On 30/01, WHO has declared it as a Public Health Emergency of International Concern (PHEIC). On 11/02/2020 the WHO renamed the disease as COVID-19 and on 11/03/2020 declared as pandemic. The incubation period is reported as 2-14 days.

New Cases reported for the last 24 Hrs **27**

Number inward/waiting to admit/home based as at yesterday- 10 am	COVID 19 Positive – last 24H	Discharged from the hospital /home – last 24H	Number of deaths reported – last 24H	Number inward/waiting to admit/home-based as at today-10 am
3715	27	6	1	3735

Local Situation

Total Number Confirmed		662775
Imported Cases <i>(Returnees from other countries)</i>	Foreigners	328
	Sri Lankans	7242
Local Cases	Navy & their close contacts	950
	Kandakadu cluster & their close contacts	651
	Minuwangoda Cluster	3059
	Fish Market\ Harbour Cluster	82785
	Prison cluster	9154
	New Year Cluster	483090
	From January 1 st 2022 to date	75203
	Others	313



Total Number Confirmed	662775
Total Number Recovered	642545
Total Number of Deaths	16495
Hospitalized/waiting to admit/ home-based – today 10 am	3735
Suspected – today 10 am	190

COVID-19 Vaccination

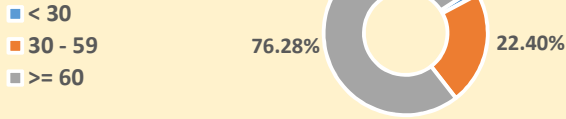
AstraZeneca Vaccine	
1st dose	1,479,631
2nd dose	1,418,593
Sinopharm Vaccine	
1st dose	12,048,520
2nd dose	11,177,487
Sputnik V	
1st dose	159,110
2nd dose	155,812
Pfizer	
1st dose	2,527,168
2nd dose	897,524
Booster dose	7,909,786
Moderna	
1st dose	804,801
2nd dose	787,361

**COVID-19 - PCR Positives

District	1 st wave	2 nd wave	3 rd wave	Total
Colombo	174	32123	106737	139034
Gampaha	51	18483	95807	114341
Kalutara	72	6986	51152	58210
Kandy	19	5710	16458	22187
Kurunagala	30	3191	28259	31480
Galle	4	2645	42926	45575
Ratnapura	9	3654	20028	23691
Matara	4	1544	21604	23152
Matale	5	1214	14307	15526
Nuwara Eli ya	2	1259	11059	12320
Kegalle	10	1770	11617	13397
Jaffna	16	1441	10871	12328
Badulla	4	1358	13266	14628
Puttalam	39	1024	14100	15163
Anuradhapura	31	820	14196	15047
Hambantota	3	710	19344	20057
Trincomalee	4	651	3722	4377
Monaragala	6	545	14669	15220
Polonnaruwa	10	475	4762	5247
Ampara	9	498	13564	14071
Kalmunai	18	1296	3910	5224
Batticaloa	1	699	9169	9869
Vavuniya	2	623	3039	3664
Mullaitivu	0	278	1986	2264
Kilinochchi	0	250	9754	10004
Mannar	0	379	2147	2526

COVID 19 Deaths	16495
	9308
	7187

Age Distribution of Deaths



Number of COVID -19 suspected patients reported for the last 24 hours 190

Hospital	Today 10am		
	SL	Forei.	Total
NIID	0	0	0
NHSL	21	0	21
TH Ragama	0	0	0
TH Karapitiya	6	0	6
TH A'pura	0	0	0
TH Kurun.	0	0	0
TH Jaffna	0	0	0
NH Kandy	0	0	0
TH Batt.	0	0	0
DGH Gampaha	10	0	10
DGH Negombo	1	0	1
TH Rathn.	0	0	0
PGH Badulla	0	0	0
LRH	6	0	6
DMH	2	0	2
DGH Polon'wa	31	0	31
TH Kalubowila	0	0	0
Castle St TH	0	0	0
BH Hambanthota	0	0	0
BH Mona'gala	0	0	0
BH Welikanda	0	0	0
DGH Kaluthara	1	0	1
Chest H. Welisara	4	0	4
Colombo East Base Hospital	0	0	0
G.H. Chilaw	4	0	4
G.H. Matara	0	0	0
KDU Hospital	40	0	40
G.H. Vavunia	5	0	5
B.H. Marawila	0	0	0
S.J.Pura TH	56	0	56
BH Theldeniya	0	0	0
BH Tangalle	0	0	0
NIMH	3	0	3
Total	190	0	190

