



Epidemiology Unit Ministry of Health

231, De Saram Place, Colombo 10, Sri Lanka

Tel: (+94 11) 2695112, 2681548, 4740490, 4740491, 4740492 Fax: (+94 11) 2696583 E-mail: chepid@slt.net.lk, epidunit@slt.net.lk Web: www.epid.gov.lk

Coronavirus disease 2019 (COVID-19) - Situation Report – 11.04.2021– 10 a.m.

An outbreak of pneumonia of unknown reason was first reported on 31st December 2019 from Wuhan City in Hubei Province of China. On 7th Jan 2020, it was diagnosed as “Novel Corona Virus”. On 30/01, WHO has declared it as a Public Health Emergency of International Concern (PHEIC). On 11/02/2020 the WHO renamed the disease as COVID-19 and on 11/03/2020 declared as pandemic. The incubation period is reported as 2-14 days.

Patients identified in last 24H	
Total Confirmed	284
Returnees (+ close contacts) from other countries	Sri Lankans 16 Foreigners 0
Kandakadu Rehab. Center detainees and their contacts	0
Hospital samples (admitted with clinical signs/symptoms)	0
Sub clusters related to Peliyagoda cluster	214
Prison cluster	54

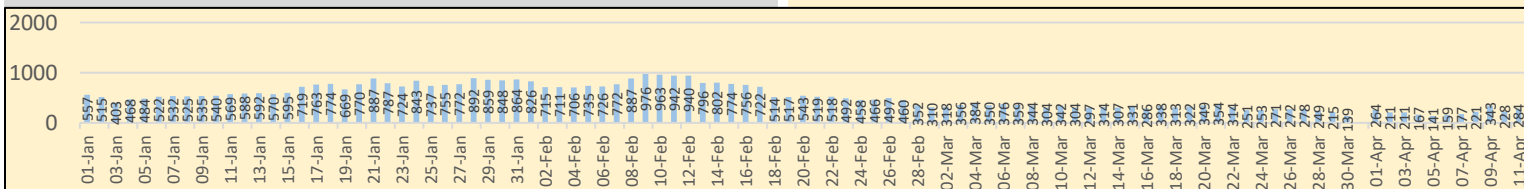
Details of COVID 19 diagnosed patients – Last 24H				
Number inward as at yesterday-10 am	COVID 19 Positive - last 24H	Discharged from the hospital - last 24H	Number of deaths - last 24H	Number inward as at today-10 am
2513	284	175	1	2621

Local Situation

Total Number Confirmed		94848
Imported Cases (Returnees from other countries)	Foreigners	245
	Sri Lankans	2897
Local Cases	Navy & their close contacts	950
	Kandakadu cluster & their close contacts	651
	Sub clusters related to Minuwangoda/Peliyagoda/ Prison cluster	89792
	Others	313

Total Number Confirmed	94848
Total Number Recovered	91631
Total Number of Deaths	596
Confirmed and hospitalized - today 10 am	2621

Suspected and hospitalized - today 10 am	266
---	------------





COVID-19 Total Vaccinated	925242
---------------------------	--------

Country	Cumulative Cases per 1 million population	COVID-19 deaths per 1 million population
Sri Lanka	4350	27
India	9047	119
Singapore	10336	5
Australia	1151	36
South East Asian Region	7526	110

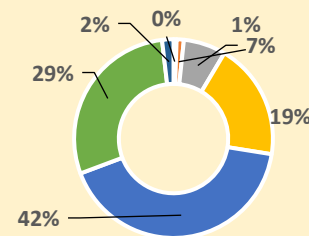
HEALTH DISTRICT	Count
COLOMBO	30170
GAMPAHA	18580
PUTTALAM	1261
KALUTARA	6763
ANURADHAPURA	654
KANDY	4246
KURUNEGALA	2694
POLONNARUWA	240
JAFFNA	1159
RATNAPURA	2995
KEGALLE	1713
MONERAGALA	636
KALMUNAI	1293
MATALE	1064
GALLE	2501
AMPARA	332
BADULLA	1566
MATARA	1829
BATTICOLOA	591
HAMBANTOTA	749
VAVUNIA	432
TRINCOMALEE	553
NUWARAELIYA	1389
KILINOCHCHI	138
MANNAR	289
MULLATIVU	60

Note: Considered only the individuals who contracted the disease from the districts

COVID 19 Deaths	596
	374
	222

Age distribution of deaths

- < 15
- 16 - 30
- 31 - 45
- 46 - 60
- 61 - 75
- 76 - 90
- >90



Number of COVID -19 suspected patients -266						
Hospital	Total suspected up to			Today 10am		
	SL	Forei.	Total	SL	Forei.	Total
NIID	1356	76	1432	4	0	4
NHSL	35909	16	35925	4	0	4
TH Ragama	4088	5	4093	5	0	5
TH Karapitiya	1159	27	1186	5	0	5
TH A'pura	2719	2	2721	5	0	5
TH Kurun.	2102	1	2103	3	0	3
TH Jaffna	539	2	541	4	0	4
NH Kandy	1946	6	1952	4	0	4
TH Batti.	683	0	683	5	0	5
DGH Gampaha	1174	4	1178	0	0	0
DGH Negombo	2494	15	2509	16	0	16
TH Rathn.	1137	0	1137	3	0	3
PGH Badulla	520	2	522	2	0	2
LRH	482	0	482	0	0	0
DMH	2663	1	2664	4	0	4
DGH Polon'wa	2158	6	2164	0	0	0
TH Kalubowila	2061	5	2066	1	0	1
Castle St TH	808	0	808	0	0	0
BH Hambanthota	385	2	387	0	0	0
BH Mona'gala	654	0	654	2	0	2
BH Welikanda	69	1	70	0	0	0
DGH Kaluthara	1513	2	1515	1	0	1
Chest H. Welisara	2350	2	2352	41	0	41
Colombo East Base	318	0	318	0	0	0
G.H. Chilaw	7211	1	7212	9	0	9
G.H. Matara	241	2	243	0	0	0
KDU Hospital	14563	0	14563	24	0	24
G.H. Vavunia	362	0	362	1	0	1
B.H. Marawila	724	1	725	2	0	2
S.J.Pura TH	19253	2	19255	89	0	89
BH Theldeniya	158	0	158	3	0	3
BH Tangalle	93	1	94	0	0	0
NIMH	1066	0	1066	29	0	29
Total	Incorrect to total as transfers counts in both the institutions			266	0	266

Source: Epidemiology Unit, Disease Surveillance System

Hospital	Inward Today 10am			Discharged during last		
	SL	Forei	Total	SL	Foreig	Total
NIID	85	0	85	4	0	4
BH Welikanda	35	0	35	2	0	2
Iranawila Hospital	22	0	22	0	0	0
BH Minuwangoda	22	0	22	1	0	1
Colombo East Base Hospital	46	0	46	6	0	6
TH Anuradhapura	20	0	20	0	0	0
Neville P'do hospital	74	0	74	15	0	15
DGH Hambanthota	52	0	52	4	0	4
DH Rambukkana	0	0	0	0	0	0
Kamburugamuwa	23	0	23	0	0	0
Kathankudy Hospital	3	0	3	0	0	0
BH Theldeniya	16	0	16	1	0	1
BH Homagama	61	0	61	5	0	5
BH Galgamuwa	0	0	0	0	0	0
DH Abanpola	16	0	16	3	0	3
DH Lunawa	48	0	48	2	0	2
DH Ingiriya	6	0	6	5	0	5
DH Kosgama	17	0	17	0	0	0
DH Dankotuwa	21	0	21	6	0	6
DH Divulapitiya	30	0	30	10	0	10
DH Laggala Pallegama	24	0	24	2	0	2
DH Dompe	4	0	4	0	0	0
DH Pimbura	10	0	10	3	0	3
DH Karadiyanaru	21	0	21	0	0	0
DH Radawana	14	0	14	0	0	0
Ichchilampattu Hospital	24	0	24	0	0	0
DH Padiyathalawa	0	0	0	0	0	0
NHRD (Welisara)	0	0	0	0	0	0
DH Palamune	5	0	5	0	0	0
DH Undugoda	0	0	0	0	0	0
DH Narammala	23	0	23	3	0	3
DH Iththevana	0	0	0	0	0	0
DH Mathugama	8	0	8	0	0	0
DH Bandaragama	1	0	1	0	0	0
DH Nochchiyagama	3	0	3	0	0	0
DH Nawagamuwa	4	0	4	0	0	0
DH Bandarawela	0	0	0	0	0	0
DH Haguranketha	1	0	1	0	0	0
Army Hospital Panagoda	1	0	1	0	0	0
SLAF BH Katunayake	2	0	2	0	0	0
NIMH	10	0	10	0	0	0
Kandakadu treatment Centre	0	0	0	0	0	0
Gallela treatment Centre	0	0	0	0	0	0
Punani treatment Centre	0	0	0	0	0	0
Embilipitiya treatment Centre	87	0	87	4	0	4
Kahagolla treat. Centre	10	0	10	3	0	3
Samanalawewa treatment Centre	0	0	0	0	0	0
Rehabilitation Centre Ampara	9	0	9	1	0	1
Kahawatta treat. Centre	0	0	0	0	0	0
Wathupitiwela Treat. Centre	17	0	17	1	0	1
Bingiriya treat. Centre	68	0	68	21	0	21
Rambukkana treat. Centre	4	0	4	0	0	0
Polgolla treatment Centre	38	0	38	3	0	3
Yakkala treatment Centre	27	0	27	0	0	0
Kopai treatment Centre	335	0	335	17	0	17
Police training school Kalutara	0	0	0	0	0	0
Karadeniya treatment Centre	0	0	0	0	0	0
Panideniya treat. Centre	36	0	36	2	0	2
Darga town treatment Centre	7	0	7	1	0	1
BH Warakapola	35	0	35	11	0	11
Krishnapuram Treatment Center - Kilinochchi	85	0	85	15	0	15
Damba'eniya Treat. Centre	66	0	66	1	0	1
Hikkaduwa Treat. Centre	45	0	45	5	0	5
Weligama Treat. Centre	10	0	10	2	0	2
Giriulla Treat. Centre	92	0	92	11	0	11
Bidunwewa Treat. Centre	22	0	22	1	0	1
Koggala Beach Hotel	49	0	49	4	0	4
Hikkaduwa Super Corel-ICC	0	0	0	0	0	0
Habaraduwa treat. Centre	0	0	0	0	0	0