



Epidemiology Unit Ministry of Health

231, De Saram Place, Colombo 10, Sri Lanka

Tel: (+94 11) 2695112, 2681548, 4740490, 4740491, 4740492 Fax: (+94 11) 2696583 E-mail: chepid@slt.net.lk, epidunit@slt.net.lk Web: www.epid.gov.lk

Coronavirus disease 2019 (COVID-19) - Situation Report – 08.06.2021– 10 a.m.

An outbreak of pneumonia of unknown reason was first reported on 31st December 2019 from Wuhan City in Hubei Province of China. On 7th Jan 2020, it was diagnosed as “Novel Corona Virus”. On 30/01, WHO has declared it as a Public Health Emergency of International Concern (PHEIC). On 11/02/2020 the WHO renamed the disease as COVID-19 and on 11/03/2020 declared as pandemic. The incubation period is reported as 2-14 days.

Patients identified in last 24H		
Total Confirmed	2646	
Returnees (+ close contacts) from other countries	Sri Lankans	36
	Foreigners	0
Kandakadu Rehab. Center detainees and their contacts	0	
Hospital samples (admitted with clinical signs/symptoms)	0	
New Year Cluster	2566	
Prison cluster	44	

Details of COVID 19 diagnosed patients – Last 24H				
Number inward as at yesterday-10 am	COVID 19 Positive – last 24H	Discharged from the hospital – last 24H	Number of deaths – last 24H	Number inward/waiting to admit as at today-10 am
27546	2646	2214	47	27931

Local Situation

Total Number Confirmed		207979
Imported Cases (Returnees from other countries)	Foreigners	318
	Sri Lankans	4483
Local Cases	Navy & their close contacts	950
	Kandakadu cluster & their close contacts	651
	Minuwangoda Cluster	3059
	Fish Market\ Harbour Cluster	82785
	Prison cluster	6443
	New Year Cluster	108977
Others	313	



Total Number Confirmed	207979
Total Number Recovered	178259
Total Number of Deaths	1789
Hospitalized/waiting to admit – today 10 am	27931

Suspected and hospitalized – today 10 am	1498
---	-------------

COVID-19 Vaccination	1 st Dose	2 nd Dose
Covishield Vaccine	925242	353789
Sinopharm Vaccine	989574	-
Sputnik V	64986	-

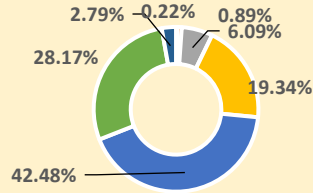
Country	Cumulative Cases per 1 million population	COVID-19 deaths per 1 million population
Sri Lanka	9540	82
India	20214	236
Singapore	10751	5.4
Australia	1180	36
South East Asian Region	15635	199

District	1 st Wave	2 nd Wave	3 rd Wave	Total
Colombo	174	32123	20347	52644
Gampaha	51	18483	16984	35518
Kalutara	72	6986	15454	22512
Kandy	19	5710	5487	11216
Kurunagala	30	3191	7156	10377
Galle	4	2645	6232	8881
Ratnapura	9	3654	4723	8386
Matara	4	1544	3423	4971
Matale	5	1214	3208	4427
Nuwara Eliya	2	1259	3522	4783
Kegalle	10	1770	2103	3883
Jaffna	16	1441	2048	3505
Badulla	4	1358	2329	3691
Puttalam	39	1024	2041	3104
Anuradhapura	31	820	2093	2944
Hambantota	3	710	1916	2629
Trincomalee	4	651	1696	2351
Monaragala	6	545	1592	2143
Polonnaruwa	10	475	1338	1823
Ampara	9	498	976	1483
Kalmunai	18	1296	163	1477
Batticaloa	1	699	865	1565
Vavuniya	2	623	446	1071
Mullaitivu	0	278	650	928
Kilinochchi	0	250	726	976
Mannar	0	379	217	596

COVID 19 Deaths	1789
	1053
	736

Age distribution of deaths

- < 15
- 16 - 30
- 31 - 45
- 46 - 60
- 61 - 75
- 76 - 90
- >90



Number of COVID -19 suspected patients - 1498						
Hospital	Total suspected up to now			Today 10am		
	SL	Forei.	Total	SL	Forei.	Total
NIID	1455	76	1531	14	0	14
NHSL	47836	16	47852	162	0	162
TH Ragama	6911	5	6916	182	0	182
TH Karapitiya	2465	27	2492	0	0	0
TH A'pura	3923	2	3925	16	0	16
TH Kurun.	3697	1	3698	113	0	113
TH Jaffna	816	2	818	25	0	25
NH Kandy	2724	6	2730	22	0	22
TH Batti.	1124	0	1124	60	0	60
DGH Gampaha	2037	4	2041	87	0	87
DGH Negombo	3308	15	3323	84	0	84
TH Rathn.	1869	0	1869	67	0	67
PGH Badulla	1145	2	1147	7	0	7
LRH	699	0	699	17	0	17
DMH	2896	1	2897	10	0	10
DGH Polon'wa	3356	6	3362	6	0	6
TH Kalubowila	6488	5	6493	10	0	10
Castle St TH	899	0	899	9	0	9
BH Hambanthota	391	2	393	0	0	0
BH Mona'gala	1047	0	1047	17	0	17
BH Welikanda	69	1	70	0	0	0
DGH Kaluthara	3900	2	3902	158	0	158
Chest H. Welisara	3021	2	3023	12	0	12
Colombo East Base	406	0	406	14	0	14
G.H. Chilaw	8665	1	8666	17	0	17
G.H. Matara	241	2	243	0	0	0
KDU Hospital	20467	0	20467	55	0	55
G.H. Vavunia	418	0	418	1	0	1
B.H. Marawila	943	1	944	2	0	2
S.J.Pura TH	32081	2	32083	268	0	268
BH Theldeniya	174	0	174	8	0	8
BH Tangalle	234	1	235	9	0	9
NIMH	1436	0	1436	46	0	46
Total	Incorrect to total as transfers counts in both the		1498	0	1498	

Source: Epidemiology Unit, Disease Surveillance System

