



# Epidemiology Unit

Ministry of Health

231, De Saram Place, Colombo 10, Sri Lanka

Tele: (+94 11) 2695112, 2681548, 4740490, 4740491, 4740492 Fax: (+94 11) 2696583 E-mail: chepid@slt.net.lk, epidunit@slt.net.lk Web: www.epid.gov.lk

## Coronavirus disease 2019 (COVID-19) - Situation Report – 8.5.2022 – 10 a.m

An outbreak of pneumonia of unknown reason was first reported on 31st December 2019 from Wuhan City in Hubei Province of China. On 7th Jan 2020, it was diagnosed as “Novel Corona Virus”. On 30/01, WHO has declared it as a Public Health Emergency of International Concern (PHEIC). On 11/02/2020 the WHO renamed the disease as COVID-19 and on 11/03/2020 declared as pandemic. The incubation period is reported as 2-14 days.

|   |           |
|---|-----------|
| <b>New Cases reported for the last 24 Hrs</b> | <b>13</b> |
|---|-----------|



| Number inward/waiting to admit/home based as at yesterday- 10 am | COVID 19 Positive – last 24H | Discharged from the hospital /home– last 24H | Number of deaths reported – last 24H | Number inward/waiting to admit/home-based as at today-10 am |
|--|------------------------------|--|--------------------------------------|---|
| <b>871</b>   | <b>13</b>                    | <b>4</b>                                     | <b>1</b>                             | <b>879</b>  |

### Local Situation

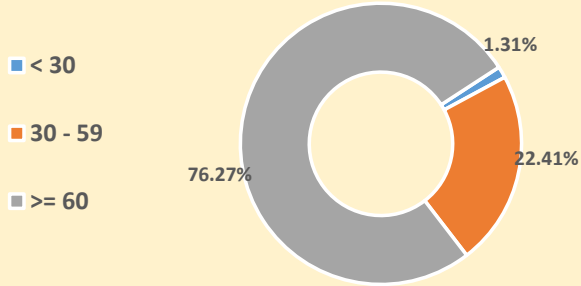
|   |               |
|---|---------------|
| <b>Total Number Confirmed</b>                   | <b>663533</b> |
| Imported Cases (Returnees from other countries) | 328           |
| Foreigners                                      | 328           |
| Sri Lankans                                     | 7242          |
| Local Cases                                     | 950           |
| Navy & their close contacts                     | 950           |
| Kandakadu cluster & their close contacts        | 651           |
| Minuwangoda Cluster                             | 3059          |
| Fish Market\ Harbour Cluster                    | 82785         |
| Prison cluster                                  | <b>9154</b>   |
| New Year Cluster                                | 483090        |
| From January 1 <sup>st</sup> 2022 to date       | 75961         |
| Others  | 313           |

|   |               |
|---|---------------|
| <b>Total Number Confirmed</b>                           | <b>663533</b> |
| Total Number Recovered                                  | 646145        |
| Total Number of Deaths                                  | 16509         |
| Hospitalized/waiting to admit/ home-based – today 10 am | 879           |
| <b>Suspected – today 10 am</b>                          | <b>101</b>    |

| COVID-19 Vaccination              |                      |                      |                      |                   |
|-----------------------------------|----------------------|----------------------|----------------------|-------------------|
| <b>AstraZeneca Vaccine</b>        |                      |                      |                      |                   |
|                                   | <b>1st dose</b>      |                      |                      | <b>1,479,631</b>  |
|                                   | <b>2nd dose</b>      |                      |                      | <b>1,418,593</b>  |
| <b>Sinopharm Vaccine</b>          |                      |                      |                      |                   |
|                                   | <b>1st dose</b>      |                      |                      | <b>12,048,726</b> |
|                                   | <b>2nd dose</b>      |                      |                      | <b>11,179,297</b> |
| <b>Sputnik V</b>                  |                      |                      |                      |                   |
|                                   | <b>1st dose</b>      |                      |                      | <b>159,110</b>    |
|                                   | <b>2nd dose</b>      |                      |                      | <b>155,812</b>    |
| <b>Pfizer</b>                     |                      |                      |                      |                   |
|                                   | <b>1st dose</b>      |                      |                      | <b>2,574,089</b>  |
|                                   | <b>2nd dose</b>      |                      |                      | <b>920,623</b>    |
|                                   | <b>Booster dose</b>  |                      |                      | <b>7,971,593</b>  |
| <b>Moderna</b>                    |                      |                      |                      |                   |
|                                   | <b>1st dose</b>      |                      |                      | <b>804,801</b>    |
|                                   | <b>2nd dose</b>      |                      |                      | <b>787,361</b>    |
| <b>**COVID-19 - PCR Positives</b> |                      |                      |                      |                   |
| District                          | 1 <sup>st</sup> wave | 2 <sup>nd</sup> wave | 3 <sup>rd</sup> wave | Total             |
| Colombo                           | 174                  | 32123                | 107043               | 139340            |
| Gampaha                           | 51                   | 18483                | 95907                | 114441            |
| Kalutara                          | 72                   | 6986                 | 51190                | 58248             |
| Kandy                             | 19                   | 5710                 | 16469                | 22198             |
| Kurunagala                        | 30                   | 3191                 | 28279                | 31500             |
| Galle                             | 4                    | 2645                 | 43031                | 45680             |
| Ratnapura                         | 9                    | 3654                 | 20037                | 23700             |
| Matara                            | 4                    | 1544                 | 21631                | 23179             |
| Matale                            | 5                    | 1214                 | 14310                | 15529             |
| Nuwara Eliya                      | 2                    | 1259                 | 11059                | 12320             |
| Kegalle                           | 10                   | 1770                 | 11621                | 13401             |
| Jaffna                            | 16                   | 1441                 | 10872                | 12329             |
| Badulla                           | 4                    | 1358                 | 13270                | 14632             |
| Puttalam                          | 39                   | 1024                 | 14112                | 15175             |
| Anuradhapura                      | 31                   | 820                  | 14204                | 15055             |
| Hambantota                        | 3                    | 710                  | 19376                | 20089             |
| Trincomalee                       | 4                    | 651                  | 3722                 | 4377              |
| Monaragala                        | 6                    | 545                  | 14672                | 15223             |
| Polonnaruwa                       | 10                   | 475                  | 4763                 | 5248              |
| Ampara                            | 9                    | 498                  | 13565                | 14072             |
| Kalmunai                          | 18                   | 1296                 | 3910                 | 5224              |
| Batticaloa                        | 1                    | 699                  | 9169                 | 9869              |
| Vavuniya                          | 2                    | 623                  | 3039                 | 3664              |
| Mullaitivu                        | 0                    | 278                  | 1987                 | 2265              |
| Kilinochchi                       | 0                    | 250                  | 9770                 | 10020             |
| Mannar                            | 0                    | 379                  | 2147                 | 2526              |

|   |              |
|---|--------------|
| <b>COVID 19 Deaths</b>  | <b>16509</b> |
|  | <b>9320</b>  |
|  | <b>7189</b>  |

### Age Distribution of Deaths



### Number of COVID -19 suspected patients reported for the last 24 hours 101

| Hospital                   | Today 10am |          |            |
|----------------------------|------------|----------|------------|
|                            | SL         | Forei.   | Total      |
| NIID                       | 2          | 0        | 2          |
| NHSL                       | 0          | 0        | 0          |
| TH Ragama                  | 12         | 0        | 12         |
| TH Karapitiya              | 28         | 0        | 28         |
| TH A'pura                  | 0          | 0        | 0          |
| TH Kurun.                  | 0          | 0        | 0          |
| TH Jaffna                  | 0          | 0        | 0          |
| NH Kandy                   | 0          | 0        | 0          |
| TH Batti.                  | 0          | 0        | 0          |
| DGH Gampaha                | 3          | 0        | 3          |
| DGH Negombo                | 14         | 0        | 14         |
| TH Rathn.                  | 0          | 0        | 0          |
| PGH Badulla                | 0          | 0        | 0          |
| LRH                        | 3          | 0        | 3          |
| DMH                        | 1          | 0        | 1          |
| DGH Polon'wa               | 7          | 0        | 7          |
| TH Kalubowila              | 0          | 0        | 0          |
| Castle St TH               | 0          | 0        | 0          |
| BH Hambanthota             | 0          | 0        | 0          |
| BH Mona'gala               | 23         | 0        | 23         |
| BH Welikanda               | 0          | 0        | 0          |
| DGH Kaluthara              | 1          | 0        | 1          |
| Chest H. Welisara          | 0          | 0        | 0          |
| Colombo East Base Hospital | 0          | 0        | 0          |
| G.H. Chilaw                | 5          | 0        | 5          |
| G.H. Matara                | 0          | 0        | 0          |
| KDU Hospital               | 0          | 0        | 0          |
| G.H. Vavunia               | 0          | 0        | 0          |
| B.H. Marawila              | 0          | 0        | 0          |
| S.J.Pura TH                | 2          | 0        | 2          |
| BH Theldeniya              | 0          | 0        | 0          |
| BH Tangalle                | 0          | 0        | 0          |
| NIMH                       | 0          | 0        | 0          |
| <b>Total</b>               | <b>101</b> | <b>0</b> | <b>101</b> |

