



## Epidemiology Unit

Ministry of Health & Indigenous Medical Services

231, De Saram Place, Colombo 10, Sri Lanka

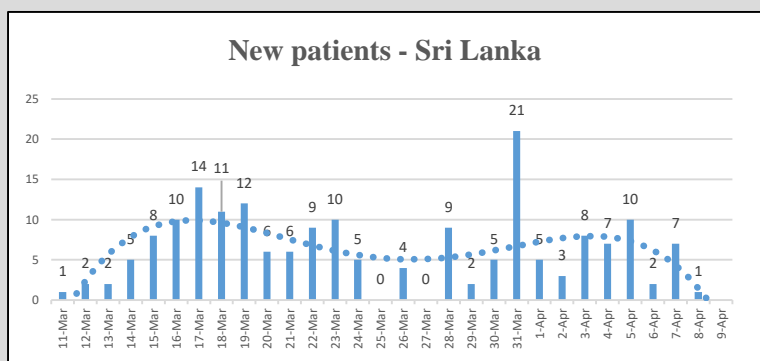
Tele: (+94 11) 2695112, 2681548, 4740490, 4740491, 4740492 Fax: (+94 11) 2696583 E-mail: [chepid@slt.net.lk](mailto:chepid@slt.net.lk), [epidunit@slt.net.lk](mailto:epidunit@slt.net.lk) Web: [www.epid.gov.lk](http://www.epid.gov.lk)

### Coronavirus disease 2019 (COVID-19) - Situation Report – 08.04.2020 – 10.00am

An outbreak of pneumonia of unknown reason was first reported on 31<sup>st</sup> December 2019 from Wuhan City in Hubei Province of China. On 7<sup>th</sup> Jan 2020, it was diagnosed as “Novel Corona Virus”. On 30/01, WHO has declared it as a Public Health Emergency of International Concern (PHEIC). On 11/02/2020 the WHO renamed the disease as COVID-19 and on 11/03/2020 declared as pandemic. The incubation period is reported as 2-14 days.

#### Local Situation

<b>Total Number Confirmed</b>	<b>186*</b>
<b>Total Number Recovered</b>	<b>42</b>
<b>Total Number of Deaths</b>	<b>6</b>
<b>Confirmed and hospitalized - today 10am</b>	<b>138**</b>
<b>Suspected and hospitalized - today 10am</b>	<b>228#</b>

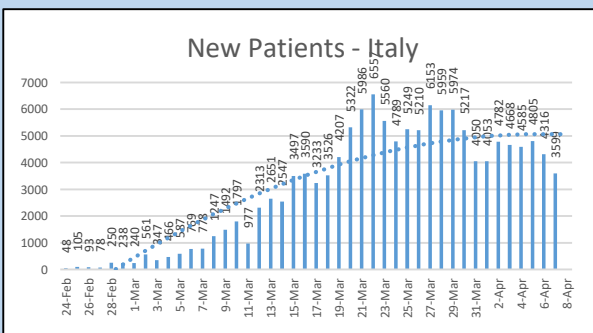
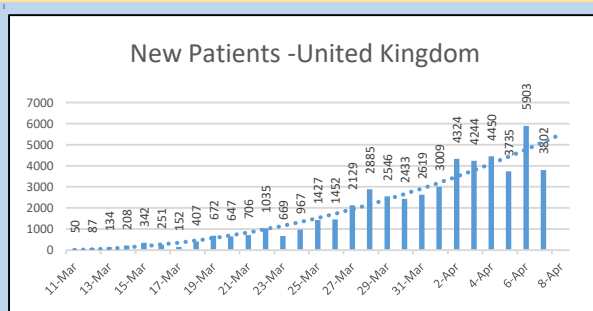
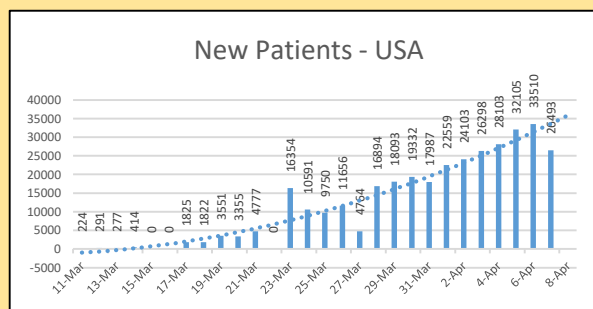
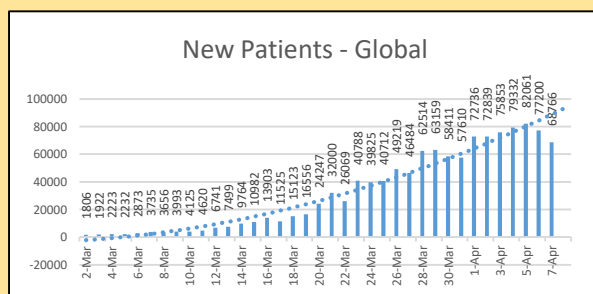


Details of COVID 19 diagnosed patients – Last 24H				
Number inward as at yesterday-10 am	COVID 19 Positive - last 24H	Recovered and discharged from the hospital - last 24H	Number of deaths - last 24H	Number inward as at today-10 am
<b>132</b>	<b>6</b>	<b>0</b>	<b>0</b>	<b>138**</b>

	Inward Today 10am			Discharged during last 24H		
	SL	Foreign	Total	SL	Foreign	Total
NIID	95	1	96	0	0	0
BH Welikanda	15	0	15	0	0	0
Colombo East Base Hospital	27	0	27	0	0	0
<b>Total</b>	<b>137</b>	<b>1</b>	<b>138**</b>	<b>0</b>	<b>0</b>	<b>0</b>

#### Global Situation

- 1,279,722 – Laboratory\_confirmed cases
  - 72,614 - deaths
  - Patients from 209 countries/territories
- Ref. WHO situation report - 07/04/2020



### Number of COVID -19 suspected patients – 228 #

Hospital	Total suspected up to now			Today 10am		
	SL	Forei.	Total	SL	Forei.	Total
NIID	581	74	655	11	0	11
NHSL	215	9	224	4	2	6
TH Ragama	277	4	281	23	0	23
TH Karapitiya	207	17	224	4	0	4
TH A'pura	131	2	133	10	0	10
TH Kurun.	175	1	176	12	0	12
TH Jaffna	56	1	57	0	0	0
NH Kandy	95	6	101	4	0	4
TH Battico.	53	0	53	3	0	3
DGH Gampaha	207	4	211	15	0	15
DGH Negombo	286	13	299	11	0	11
TH Rathn.	123	0	123	9	0	9
PGH Badulla	35	1	36	1	0	1
LRH	37	0	37	2	0	2
DMH	19	0	19	0	0	0
DGH Polon'wa	123	6	129	6	0	6
TH Kalubowila	65	0	65	9	0	9
Castle St TH	19	0	19	1	0	1
BH Ham'thota	114	1	115	7	0	7
BH Mona'gala	47	0	47	3	0	3
BH Welikanda	51	1	52	20	0	20
DGH Kaluthara	206	0	206	16	0	16
Chest H. Welisara	11	0	11	1	0	1
Colombo East Base Hospital	15	0	15	3	0	3
BH Homagama	150	4	154	32	2	34
Dr Neville F. Ho	33	0	33	5	0	5
G.H. Chilaw	246	0	246	1	0	1
G.H. Matara	26	1	27	2	0	2
KDU Hospital	15	0	15	0	0	0
G.H. Vavunia	32	0	32	0	0	0
B.H. Marawila	20	0	20	4	0	4
S.J.Pura TH	157	0	157	5	0	5
<b>Total</b>	Incorrect to total as transfers counts in both the institutions			<b>224</b>	<b>4</b>	<b>228#</b>

Source : Epidemiology Unit, Disease Surveillance System

### District Distribution of Confirmed Patients

DISTRICT	Count
COLOMBO	44
PUTTALAM	34
KALUTARA	26
GAMPAHA	16
KANDY	7
JAFFNA	7
RATNAPURA	3
KURUNEGALA	3
MATARA	2
GALLE	1
KEGALLE	1
BATTICOLOA	1
BADULLA	1
MATALE	0
NUWARAELIYA	0
HAMBANTOTA	0
KILINCHCHI	0
MANNAR	0
VAVUNIA	0
MULLATIVU	0
AMPARA	0
TRINCOMALEE	0
ANURADHAPURA	0
POLONNARUWA	0
MONERAGALA	0
KALMUNAI	0
QUARANTINE CENTERS	37
FOREIGNERS	3
<b>Total</b>	<b>186*</b>