



## Epidemiology Unit Ministry of Health

231, De Saram Place, Colombo 10, Sri Lanka

Tele: (+94 11) 2695112, 2681548, 4740490, 4740491, 4740492 Fax: (+94 11) 2696583 E-mail: [chepid@slt.net.lk](mailto:chepid@slt.net.lk), [epidunit@slt.net.lk](mailto:epidunit@slt.net.lk) Web: [www.epid.gov.lk](http://www.epid.gov.lk)

### Coronavirus disease 2019 (COVID-19) - Situation Report – 05.07.2021– 10 a.m.

An outbreak of pneumonia of unknown reason was first reported on 31<sup>st</sup> December 2019 from Wuhan City in Hubei Province of China. On 7<sup>th</sup> Jan 2020, it was diagnosed as “Novel Corona Virus”. On 30/01, WHO has declared it as a Public Health Emergency of International Concern (PHEIC). On 11/02/2020 the WHO renamed the disease as COVID-19 and on 11/03/2020 declared as pandemic. The incubation period is reported as 2-14 days.

Patients identified in last 24H		
<b>Total Confirmed</b>		<b>1573</b>
Returnees (+ close contacts) from other countries	Sri Lankans	56
	Foreigners	0
New Year Cluster		1448
Prison cluster		69

Details of COVID 19 diagnosed patients – Last 24H				
Number inward as at yesterday-10 am	COVID 19 Positive – last 24H	Discharged from the hospital – last 24H	Number of deaths reported – last 24H	Number inward/waiting to admit as at today-10 am
<b>27549</b>	<b>1573</b>	<b>1625</b>	<b>45</b>	<b>27452</b>

#### Local Situation



<b>Total Number Confirmed</b>		<b>265630</b>
Imported Cases (Returnees from other countries)	Foreigners	328
	Sri Lankans	5464
Local Cases	Navy & their close contacts	950
	Kandakadu cluster & their close contacts	651
	Minuwangoda Cluster	3059
	Fish Market\ Harbour Cluster	82785
	Prison cluster	7183
	New Year Cluster	164897
	Others	313

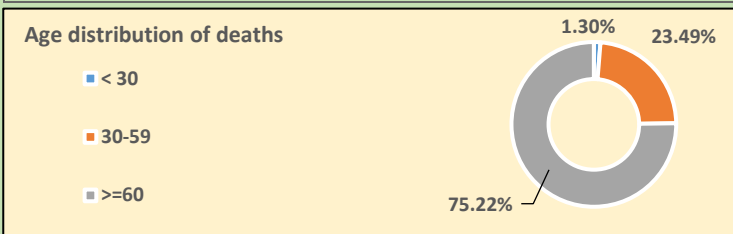
<b>Total Number Confirmed</b>	<b>265630</b>
Total Number Recovered	234942
Total Number of Deaths	3236
Hospitalized/waiting to admit – today 10 am	27452

<b>Suspected and hospitalized – today 10 am</b>	<b>947</b>
---	------------

COVID-19 Vaccination	
<b>Covishield Vaccine</b>	<b>No</b>
1 <sup>st</sup> Dose	<b>925242</b>
2 <sup>nd</sup> Dose	<b>384047</b>
<b>Sinopharm Vaccine</b>	
1 <sup>st</sup> Dose	<b>1931714</b>
2 <sup>nd</sup> Dose	<b>851969</b>
<b>Sputnik V</b>	
1 <sup>st</sup> Dose	<b>114795</b>
2 <sup>nd</sup> Dose	<b>14427</b>

District	1 <sup>st</sup>	2 <sup>nd</sup>	3 <sup>rd</sup>	Total
Colombo	174	32123	30115	62412
Gampaha	51	18483	28273	46807
Kalutara	72	6986	22382	29440
Kandy	19	5710	7740	13469
Kurunagala	30	3191	10995	14216
Galle	4	2645	8945	11594
Ratnapura	9	3654	7517	11180
Matara	4	1544	4924	6472
Matale	5	1214	3885	5104
Nuwara Eliya	2	1259	6050	7311
Kegalle	10	1770	3891	5671
Jaffna	16	1441	3694	5151
Badulla	4	1358	4173	5535
Puttalam	39	1024	3655	4718
Anuradhapura	31	820	2903	3754
Hambantota	3	710	2378	3091
Trincomalee	4	651	2418	3073
Monaragala	6	545	2096	2647
Polonnaruwa	10	475	1827	2312
Ampara	9	498	1173	1680
Kalmunai	18	1296	741	2055
Batticaloa	1	699	1918	2618
Vavuniya	2	623	907	1532
Mullaitivu	0	278	746	1024
Kilinochchi	0	250	963	1213
Mannar	0	379	556	935

<b>COVID 19 Deaths</b>	<b>3236</b>
	1885
	1351



**Number of COVID-19 suspected patients - 947**

Hospital	Total suspected up to now			Today 10am		
	SL	Forei.	Total	SL	Forei.	Total
NIID	1479	76	1555	4	0	4
NHSL	50333	16	50349	115	0	115
TH Ragama	8093	5	8098	45	0	45
TH Karapitiya	3118	27	3145	7	0	7
TH A'pura	4372	2	4374	2	0	2
TH Kurun.	4185	1	4186	12	0	12
TH Jaffna	1053	2	1055	13	0	13
NH Kandy	3059	6	3065	11	0	11
TH Batt.	1304	0	1304	-	-	-
DGH Gampaha	2457	4	2461	3	0	3
DGH Negombo	3635	15	3650	18	0	18
TH Rathn.	2307	0	2307	73	0	73
PGH Badulla	1369	2	1371	10	0	10
LRH	838	0	838	16	0	16
DMH	2992	1	2993	18	0	18
DGH Polon'wa	3561	6	3567	-	-	-
TH Kalubowila	10629	5	10634	11	0	11
Castle St TH	1574	0	1574	31	0	31
BH Hambanthota	393	2	395	0	0	0
BH Mona'gala	1110	0	1110	10	0	10
BH Welikanda	69	1	70	0	0	0
DGH Kaluthara	5051	2	5053	28	0	28
Chest H. Welisara	3187	2	3189	9	0	9
Colombo East Base	418	0	418	10	0	10
G.H. Chilaw	8986	1	8987	31	0	31
G.H. Matara	241	2	243	0	0	0
KDU Hospital	21381	0	21381	92	0	92
G.H. Vavunia	451	0	451	9	0	9
B.H. Marawila	1064	1	1065	2	0	2
S.J.Pura TH	36443	2	36445	212	0	212
BH Theldeniya	177	0	177	2	0	2
BH Tangalle	250	1	251	1	0	1
NIMH	1671	0	1671	152	0	152
<b>Total</b>	<b>Incorrect to total as transfers</b>	<b>947</b>	<b>0</b>	<b>947</b>		

Source: Epidemiology Unit, Disease Surveillance System

