



Epidemiology Unit Ministry of Health

231, De Saram Place, Colombo 10, Sri Lanka

Tele: (+94 11) 2695112, 2681548, 4740490, 4740491, 4740492 Fax: (+94 11) 2696583 E-mail: chepid@slt.net.lk, epidunit@slt.net.lk Web: www.epid.gov.lk

Coronavirus disease 2019 (COVID-19) - Situation Report – 04.06.2021– 10 a.m.

An outbreak of pneumonia of unknown reason was first reported on 31st December 2019 from Wuhan City in Hubei Province of China. On 7th Jan 2020, it was diagnosed as “Novel Corona Virus”. On 30/01, WHO has declared it as a Public Health Emergency of International Concern (PHEIC). On 11/02/2020 the WHO renamed the disease as COVID-19 and on 11/03/2020 declared as pandemic. The incubation period is reported as 2-14 days.

Patients identified in last 24H	
Total Confirmed	3297
Returnees (+ close contacts) from other countries	Sri Lankans 33 Foreigners 0
Kandakadu Rehab. Center detainees and their contacts	0
Hospital samples (admitted with clinical signs/symptoms)	0
New Year Cluster	3171
Prison cluster	93

Details of COVID 19 diagnosed patients – Last 24H				
Number inward as at yesterday-10 am	COVID 19 Positive – last 24H	Discharged from the hospital – last 24H	Number of deaths – last 24H	Number inward/waiting to admit as at today-10 am
28584	3297	1884	42	29955

Local Situation

Total Number Confirmed		195844
Imported Cases (Returnees from other countries)	Foreigners	318
	Sri Lankans	4426
Local Cases	Navy & their close contacts	950
	Kandakadu cluster & their close contacts	651
	Minuwangoda Cluster	3059
	Fish Market\ Harbour Cluster	82785
	Prison cluster	6106
	New Year Cluster	97236
Others	313	

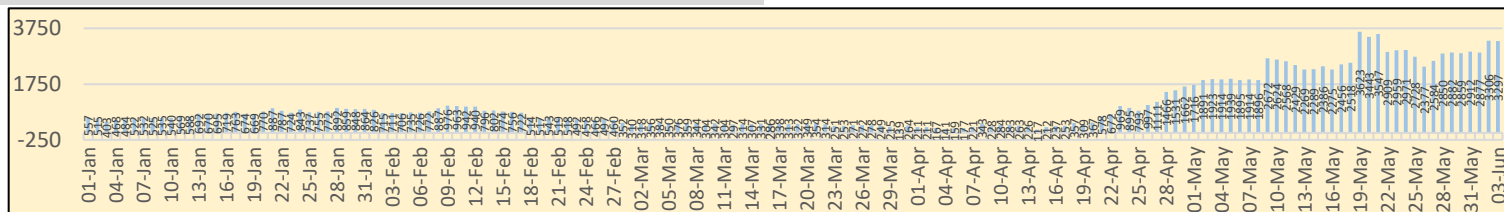
Total Number Confirmed	195844
Total Number Recovered	164281
Total Number of Deaths	1608
Hospitalized/waiting to admit – today 10 am	29955



Suspected and hospitalized – today 10 am	1502
---	-------------

COVID-19 Vaccination	1 st Dose	2 nd Dose
Covishield Vaccine	925242	350958
Sinopharm Vaccine	891630	-
Sputnik V	64986	-

Country	Cumulative Cases per 1 million population	COVID-19 deaths per 1 million population
Sri Lanka	8983	73
India	20214	236
Singapore	10751	5.4
Australia	1180	36
South East Asian Region	15635	199

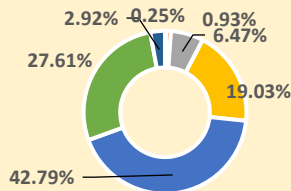
District	1 st Wave	2 nd Wave	3 rd Wave	Total
Colombo	174	32123	17672	49969
Gampaha	51	18483	15194	33728
Kalutara	72	6986	13532	20590
Kandy	19	5710	4716	10445
Kurunagala	30	3191	6460	9681
Galle	4	2645	5440	8089
Ratnapura	9	3654	4218	7881
Matara	4	1544	2938	4486
Matale	5	1214	2949	4168
Nuwara Eliya	2	1259	2994	4255
Kegalle	10	1770	1929	3709
Jaffna	16	1441	1808	3265
Badulla	4	1358	2035	3397
Puttalam	39	1024	1766	2829
Anuradhapura	31	820	1847	2698
Hambantota	3	710	1693	2406
Trincomalee	4	651	1582	2237
Monaragala	6	545	1478	2029
Polonnaruwa	10	475	1269	1754
Ampara	9	498	945	1452
Kalmunai	18	1296	92	1406
Batticaloa	1	699	763	1463
Vavuniya	2	623	397	1022
Mullaitivu	0	278	579	857
Kilinochchi	0	250	639	889
Mannar	0	379	193	572



COVID 19 Deaths	1608
	956
	652

Age distribution of deaths

- < 15
- 16 - 30
- 31 - 45
- 46 - 60
- 61 - 75
- 76 - 90
- >90



Number of COVID -19 suspected patients - 1502

Hospital	Total suspected up to now			Today 10am		
	SL	Forei.	Total	SL	Forei.	Total
NIID	1446	76	1522	14	0	14
NHSL	47303	16	47319	161	0	161
TH Ragama	6742	5	6747	139	0	139
TH Karapitiya	2405	27	2432	71	0	71
TH A'pura	3846	2	3848	35	0	35
TH Kurun.	3563	1	3564	114	0	114
TH Jaffna	781	2	783	56	0	56
NH Kandy	2683	6	2689	41	0	41
TH Batti.	1068	0	1068	54	0	54
DGH Gampaha	1988	4	1992	93	0	93
DGH Negombo	3232	15	3247	86	0	86
TH Rathn.	1797	0	1797	66	0	66
PGH Badulla	1112	2	1114	58	0	58
LRH	670	0	670	16	0	16
DMH	2885	1	2886	16	0	16
DGH Polon'wa	3328	6	3334	9	0	9
TH Kalubowila	5738	5	5743	5	0	5
Castle St TH	892	0	892	16	0	16
BH Hambanthota	391	2	393	0	0	0
BH Mona'gala	1026	0	1026	9	0	9
BH Welikanda	69	1	70	0	0	0
DGH Kaluthara	3612	2	3614	102	0	102
Chest H. Welisara	3008	2	3010	46	0	46
Colombo East Base	392	0	392	1	0	1
G.H. Chilaw	8612	1	8613	22	0	22
G.H. Matara	241	2	243	0	0	0
KDU Hospital	20247	0	20247	60	0	60
G.H. Vavunia	414	0	414	0	0	0
B.H. Marawila	929	1	930	1	0	1
S.J.Pura TH	31356	2	31358	144	0	144
BH Theldeniya	174	0	174	8	0	8
BH Tangalle	232	1	233	8	0	8
NIMH	1418	0	1418	51	0	51
Total	Incorrect to total as transfers counts in both the		1502	0	1502	

Source: Epidemiology Unit, Disease Surveillance System

Hospital distribution of COVID 19 diagnosed patients

	Inward Today 10am			Discharged during last		
	SL	Forei.	Total	SL	Forei.	Total
NIID	157	0	157	7	0	7
BH Welikanda	61	0	61	12	0	12
Iranawila Hospital	106	0	106	9	0	9
BH Minuwangoda	43	0	43	16	0	16
Colombo East Base Hospital	92	0	92	7	0	7
TH Anuradhapura	52	0	52	0	0	0
Neville F'do hospital	488	0	488	48	0	48
DGH Hambanthota	129	0	129	16	0	16
DH Rambukkana	64	0	64	0	0	0
Kamburugamuwa	172	0	172	25	0	25
Kathankudy Hospital	81	0	81	7	0	7
BH Theldeniya	104	0	104	2	0	2
BH Homagama	139	0	139	5	0	5
BH Hingurakgoda	180	0	180	8	0	8
BH Galenbidunawewa	36	0	36	5	0	5
BH Kebithigollewa	19	0	19	1	0	1
DH Abanpola	30	0	30	13	0	13
DH Lunawa	38	0	38	17	0	17
DH Ingiriya	56	0	56	14	0	14
DH Kosgama	67	0	67	16	0	16
DH Dankotuwa	72	0	72	1	0	1
DH Divulapitiya	96	0	96	8	0	8
DH Laggala Pallegama	73	0	73	0	0	0
DH Dompe	33	0	33	0	0	0
DH Pimbura	54	0	54	12	0	12
DH Karadiyanaru	89	0	89	16	0	16
DH Radawana	36	0	36	0	0	0
Ichchilampattu Hospital	72	0	72	6	0	6
DH Padiyathalawa	36	0	36	0	0	0
NHRD (Welisara)	24	0	24	2	0	2
DH Palamune	79	0	79	4	0	4
DH Undugoda	111	0	111	26	0	26
DH Narammala	41	0	41	7	0	7
DH Iththepana	25	0	25	3	0	3
DH Mathugama	54	0	54	19	0	19
DH Bandaragama	34	0	34	3	0	3
DH Nochchiyagama	32	0	32	7	0	7
DH Nawagamawa	27	0	27	5	0	5
DH Bandarawela	51	0	51	2	0	2
DH Haguranketha	2	0	2	4	0	4
DH Beligala	64	0	64	5	0	5
DH Katugasthota	19	0	19	3	0	3
DH Wattagama	25	0	25	9	0	9
DH Walapane	37	0	37	12	0	12
DH Damana	52	0	52	0	0	0
DH Devyandara	17	0	17	1	0	1
DH Medagama	81	0	81	17	0	17
DH Pallegama	16	0	16	0	0	0
DH Wethara	50	0	50	8	0	8
DH Kithulgala	63	0	63	12	0	12
DH Kuchcheweli	81	0	81	7	0	7
DH Thammannawa	17	0	17	8	0	8
DH Middeniya	15	0	15	4	0	4
DH Ambalanthota	34	0	34	11	0	11
DH Rakwana	8	0	8	0	0	0
DH Nakulugamuwa	3	0	3	3	0	3
DH Akurana	38	0	38	13	0	13
Army Hospital Panagoda	83	0	83	0	0	0
SLAF BH Katunayake	13	0	13	0	0	0
NIMH	20	0	20	4	0	4
Ayurveda hospital Rajagiriya	159	0	159	13	0	13
Galuwappokuna Treat. Centre	59	0	59	15	0	15
Kandakadu treatment Centre	290	0	290	116	0	116
Gallela treatment Centre	379	0	379	80	0	80
Punani treatment Centre	681	0	681	99	0	99
Embilipitiya treatment Centre	177	0	177	25	0	25
Kahagolla treat. Centre	247	0	247	44	0	44
Rehabilitation Centre Ampara	224	0	224	32	0	32
Kahawatta treat. Centre	275	0	275	44	0	44
Wathupitiwela Treat. Centre	83	0	83	26	0	26
Bingiriya treat. Centre	619	0	619	84	0	84
Rambukkana treat. Centre	354	0	354	9	0	9
Yakkala treatment Centre	87	0	87	24	0	24
Kopai treatment Centre	262	0	262	32	0	32
Karandeniya treatment Centre	75	0	75	47	0	47
Panideniya treat. Centre	303	0	303	22	0	22
Darga town treatment Centre	142	0	142	16	0	16
BH Warakapola	189	0	189	13	0	13
Krishnapuram Treatment Centre --	94	0	94	40	0	40
Dambadeniya Treat. Centre	349	0	349	154	0	154
Hikkaduwa Treat. Centre	195	0	195	0	0	0
Weligama Treat. Centre	82	0	82	13	0	13
Giriulla Treat. Centre	365	0	365	45	0	45
Bidunwewa Treat. Centre	244	0	244	53	0	53
Koggala Beach Hotel	67	0	67	7	0	7
Habaraduwa treat. Centre	118	0	118	0	0	0
Hanthana treat. Centre	39	0	39	0	0	0
Kundasale treat. Centre	56	0	56	0	0	0
Punani Brandix treat. Rx Centre	202	0	202	20	0	20
ICC Kande Ela	25	0	25	9	0	9
ICC Bogawanthalawa	46	0	46	25	0	25
ICC Hardy Technical College	161	0	161	9	0	9
Naleemah school ICC	246	0	246	0	0	0
Marathamunei ITC	80	0	80	15	0	15
Pasdunrata ITC	317	0	317	48	0	48
Sripali Horana ITC	229	0	229	36	0	36
Gampola Youth Centre ITC	86	0	86	2	0	2
Gomarandadawala ITC	50	0	50	9	0	9
Pudukudiruppu ICC	111	0	111	1	0	1
Angunakopelessa ICC	97	0	97	29	0	29
Citrus ICC	83	0	83	12	0	12
Kalawana ICC	78	0	78	1	0	1
Parathipuram ICC	57	0	57	10	0	10
Kadaikadu ICC	321	0	321	1	0	1
Murikandi ICC	202	0	202	15	0	15
Boossa Army camp ICC	114	0	114	38	0	38
STF Katukurunda ICC	116	0	116	0	0	0
Nilaweli ICC	87	0	87	11	0	11
Tec. Matale ICC	182	0	182	27	0	27
Polgolla treat. centre	213	0	213	37	0	37
Kaluthara treat. centre	20	0	20	0	0	0
Pallekele treat. centre	64	0	64	2	0	2
DGH Vavuniya	14	0	14	4	0	4
ICC Kiliveddi	19	0	19	0	0	0
ICC Galkiriyagama	109	0	109	5	0	5