



Epidemiology Unit

Ministry of Health

231, De Saram Place, Colombo 10, Sri Lanka

Tele: (+94 11) 2695112, 2681548, 4740490, 4740491, 4740492 Fax: (+94 11) 2696583 E-mail: chepid@slt.net.lk, epidunit@slt.net.lk Web: www.epid.gov.lk

Coronavirus disease 2019 (COVID-19) - Situation Report – 3.4.2022 – 10 a.m

An outbreak of pneumonia of unknown reason was first reported on 31st December 2019 from Wuhan City in Hubei Province of China. On 7th Jan 2020, it was diagnosed as “Novel Corona Virus”. On 30/01, WHO has declared it as a Public Health Emergency of International Concern (PHEIC). On 11/02/2020 the WHO renamed the disease as COVID-19 and on 11/03/2020 declared as pandemic. The incubation period is reported as 2-14 days.

New Cases reported for the last 24 Hrs 104

Number inward/waiting to admit/home based as at yesterday- 10 am	COVID 19 Positive – last 24H	Discharged from the hospital /home– last 24H	Number of deaths reported – last 24H	Number inward/waiting to admit/home-based as at today-10 am
8026	104	16	1	8113

Local Situation

Total Number Confirmed		661885
Imported Cases (Returnees from other countries)	Foreigners	328
	Sri Lankans	7242
Local Cases	Navy & their close contacts	950
	Kandakadu cluster & their close contacts	651
	Minuwangoda Cluster	3059
	Fish Market\ Harbour Cluster	82785
	Prison cluster	9154
	New Year Cluster	483090
	From January 1 st 2022 to date	74313
	Others	313



Total Number Confirmed	661885
Total Number Recovered	637292
Total Number of Deaths	16480
Hospitalized/waiting to admit/ home-based – today 10 am	8113
Suspected – today 10 am	444

COVID-19 Vaccination

AstraZeneca Vaccine		
1st dose		1,479,631
2nd dose		1,418,593
Sinopharm Vaccine		
1st dose		12,048,283
2nd dose		11,175,855
Sputnik V		
1st dose		159,110
2nd dose		155,812
Pfizer		
1st dose		2,521,666
2nd dose		889,309
Booster dose		7,889,077
Moderna		
1st dose		804,801
2nd dose		787,361

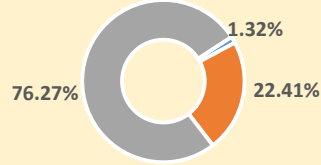
**COVID-19 - PCR Positives

District	1 st wave	2 nd wave	3 rd wave	Total
Colombo	174	32123	106455	138752
Gampaha	51	18483	95676	114210
Kalutara	72	6986	51087	58145
Kandy	19	5710	16431	22160
Kurunagala	30	3191	28219	31440
Galle	4	2645	42770	45419
Ratnapura	9	3654	19995	23658
Matara	4	1544	21532	23080
Matale	5	1214	14300	15519
Nuwara Eli ya	2	1259	11058	12319
Kegalle	10	1770	11610	13390
Jaffna	16	1441	10871	12328
Badulla	4	1358	13229	14591
Puttalam	39	1024	14092	15155
Anuradhapura	31	820	14170	15021
Hambantota	3	710	19257	19970
Trincomalee	4	651	3722	4377
Monaragala	6	545	14647	15198
Polonnaruwa	10	475	4761	5246
Ampara	9	498	13561	14068
Kalmunai	18	1296	3910	5224
Batticaloa	1	699	9169	9869
Vavuniya	2	623	3039	3664
Mullaitivu	0	278	1985	2263
Kilinochchi	0	250	9750	10000
Mannar	0	379	2147	2526

COVID 19 Deaths	16480
	9299
	7181

Age Distribution of Deaths

- < 30
- 30 - 59
- >= 60



Number of COVID -19 suspected patients reported for the last 24 hours 444

Hospital	Today 10am		
	SL	Forei.	Total
NIID	0	0	0
NHSL	16	0	16
TH Ragama	6	0	6
TH Karapitiya	45	0	45
TH A'pura	0	0	0
TH Kurun.	0	0	0
TH Jaffna	0	0	0
NH Kandy	7	0	7
TH Batti.	0	0	0
DGH Gampaha	13	0	13
DGH Negombo	0	0	0
TH Rathn.	0	0	0
PGH Badulla	2	0	2
LRH	6	0	6
DMH	0	0	0
DGH Polon'wa	56	0	56
TH Kalubowila	60	0	60
Castle St TH	0	0	0
BH Hambanthota	0	0	0
BH Mona'gala	44	0	44
BH Welikanda	0	0	0
DGH Kaluthara	2	0	2
Chest H. Welisara	13	0	13
Colombo East Base Hospital	0	0	0
G.H. Chilaw	3	0	3
G.H. Matara	0	0	0
KDU Hospital	58	0	58
G.H. Vavunia	9	0	9
B.H. Marawila	0	0	0
S.J.Pura TH	86	0	86
BH Theldeniya	8	0	8
BH Tangalle	0	0	0
NIMH	10	0	10
Total	444	0	444

