



Epidemiology Unit Ministry of Health

231, De Saram Place, Colombo 10, Sri Lanka

Tel: (+94 11) 2695112, 2681548, 4740490, 4740491, 4740492 Fax: (+94 11) 2696583 E-mail: chepid@slt.net.lk, epidunit@slt.net.lk Web: www.epid.gov.lk

Coronavirus disease 2019 (COVID-19) - Situation Report – 03.04.2021– 10 a.m.

An outbreak of pneumonia of unknown reason was first reported on 31st December 2019 from Wuhan City in Hubei Province of China. On 7th Jan 2020, it was diagnosed as “Novel Corona Virus”. On 30/01, WHO has declared it as a Public Health Emergency of International Concern (PHEIC). On 11/02/2020 the WHO renamed the disease as COVID-19 and on 11/03/2020 declared as pandemic. The incubation period is reported as 2-14 days.

Patients identified in last 24H	
Total Confirmed	211
Returnees (+ close contacts) from other countries	Sri Lankans 23 Foreigners 5
Kandakadu Rehab. Center detainees and their contacts	0
Hospital samples (admitted with clinical signs/symptoms)	0
Sub clusters related to Peliyagoda cluster	182
Prison cluster	1

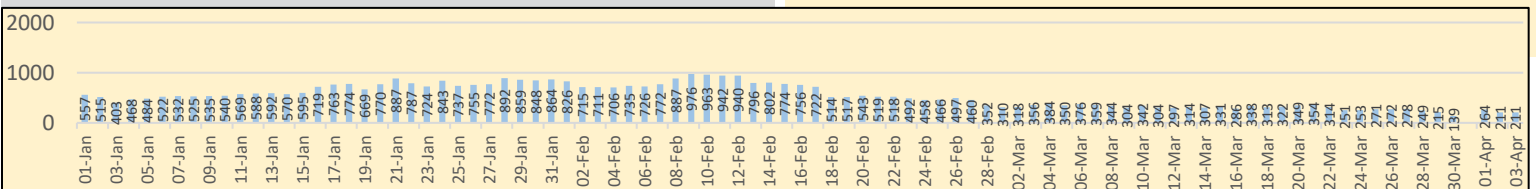
Details of COVID 19 diagnosed patients – Last 24H				
Number inward as at yesterday-10 am	COVID 19 Positive - last 24H	Discharged from the hospital - last 24H	Number of deaths - last 24H	Number inward as at today-10 am
2645	211	320	4	2532

Local Situation

Total Number Confirmed		93128
Imported Cases (Returnees from other countries)	Foreigners	213
	Sri Lankans	2711
Local Cases	Navy & their close contacts	950
	Kandakadu cluster & their close contacts	651
	Sub clusters related to Minuwangoda/Peliyagoda/ Prison cluster	88290
	Others	313

Total Number Confirmed	93128
Total Number Recovered	90021
Total Number of Deaths	575
Confirmed and hospitalized - today 10 am	2532

Suspected and hospitalized - today 10 am	360
---	------------





COVID-19 Total Vaccinated	923954
----------------------------------	---------------

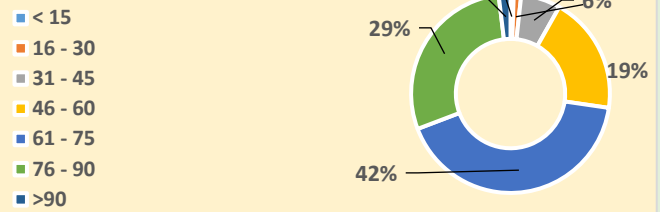
Country	Cumulative Cases per 1 million population	COVID-19 deaths per 1 million population
Sri Lanka	4271	26
India	8675	117
Singapore	10305	5
Australia	1147	36
South East Asian Region	7233	108

HEALTH DISTRICT	Count
COLOMBO	29900
GAMPAHA	18420
PUTTALAM	1239
KALUTARA	6687
ANURADHAPURA	631
KANDY	4203
KURUNEGALA	2614
POLONNARUWA	239
JAFFNA	846
RATNAPURA	2892
KEGALLE	1706
MONERAGALA	621
KALMUNAI	1289
MATALE	1058
GALLE	2478
AMPARA	327
BADULLA	1549
MATARA	1794
BATTICOLOA	588
HAMBANTOTA	732
VAVUNIA	421
TRINCOMALEE	550
NUWARAELIYA	1366
KILINOCHCHI	132
MANNAR	287
MULLATIVU	51

Note: Considered only the individuals who contracted the disease from the districts

COVID 19 Deaths	575
	360
	215

Age distribution of deaths



Number of COVID -19 suspected patients - 360						
Hospital	Total suspected up to			Today 10am		
	SL	Forei.	Total	SL	Forei.	Total
NIID	1347	76	1423	4	0	4
NHSL	32793	16	32809	1	0	1
TH Ragama	3985	5	3990	5	0	5
TH Karapitiya	1135	27	1162	1	0	1
TH A'pura	2700	2	2702	6	0	6
TH Kurun.	2081	1	2082	3	0	3
TH Jaffna	524	2	526	0	0	0
NH Kandy	1884	6	1890	4	0	4
TH Batti.	659	0	659	1	0	1
DGH Gampaha	1168	4	1172	2	0	2
DGH Negombo	2480	15	2495	12	0	12
TH Rathn.	1106	0	1106	1	0	1
PGH Badulla	510	2	512	2	0	2
LRH	480	0	480	0	0	0
DMH	2627	1	2628	4	0	4
DGH Polon'wa	2099	6	2105	3	0	3
TH Kalubowila	2019	5	2024	3	0	3
Castle St TH	807	0	807	0	0	0
BH Hambanthota	385	2	387	0	0	0
BH Mona'gala	636	0	636	2	0	2
BH Welikanda	69	1	70	0	0	0
DGH Kaluthara	1508	2	1510	2	0	2
Chest H. Welisara	2230	2	2232	5	0	5
Colombo East Base	315	0	315	2	0	2
G.H. Chilaw	7077	1	7078	7	0	7
G.H. Matara	241	2	243	0	0	0
KDU Hospital	14106	0	14106	84	0	84
G.H. Vavunia	361	0	361	1	0	1
B.H. Marawila	702	1	703	7	0	7
S.J.Pura TH	18294	2	18296	164	0	164
BH Theldeniya	149	0	149	2	0	2
BH Tangalle	92	1	93	0	0	0
NIMH	1010	0	1010	32	0	32
Total	Incorrect to total as transfers counts in both the institutions			360	0	360

Source: Epidemiology Unit, Disease Surveillance System

Hospital	Inward Today 10am			Discharged during last		
	SL	Forei	Total	SL	Foreig	Total
NIID	78	0	78	12	0	12
BH Welikanda	39	0	39	0	0	0
Iranawila Hospital	15	0	15	1	0	1
BH Minuwangoda	10	0	10	3	0	3
Colombo East Base Hospital	48	0	48	1	0	1
TH Anuradhapura	43	0	43	12	0	12
Neville P'do hospital	83	0	83	10	0	10
DGH Hambanthota	70	0	70	10	0	10
DH Rambukkana	0	0	0	0	0	0
Kamburugamuwa	10	0	10	3	0	3
Kathankudy Hospital	9	0	9	0	0	0
BH Theldeniya	19	0	19	4	0	4
BH Homagama	81	0	81	1	0	1
BH Galgamuwa	0	0	0	0	0	0
DH Abanpola	14	0	14	2	0	2
DH Lunawa	26	0	26	9	0	9
DH Ingiriya	6	0	6	2	0	2
DH Kosgama	12	0	12	2	0	2
DH Dankotuwa	13	0	13	1	0	1
DH Divulapitiya	43	0	43	11	0	11
DH Laggala Pallegama	70	0	70	11	0	11
DH Dompe	14	0	14	5	0	5
DH Pimbura	25	0	25	9	0	9
DH Karadiyanaru	26	0	26	0	0	0
DH Radawana	21	0	21	0	0	0
Ichchilampattu Hospital	19	0	19	6	0	6
DH Padiyathalawa	0	0	0	0	0	0
NHRD (Welisara)	1	0	1	4	0	4
DH Palamune	7	0	7	0	0	0
DH Udugoda	0	0	0	0	0	0
DH Narammala	16	0	16	3	0	3
DH Iththevana	0	0	0	0	0	0
DH Mathugama	3	0	3	3	0	3
DH Bandaragama	13	0	13	0	0	0
DH Nochchiyagama	22	0	22	0	0	0
DH Nawagamuwa	1	0	1	0	0	0
DH Bandarawela	0	0	0	0	0	0
DH Haguranketha	10	0	10	0	0	0
Army Hospital Panagoda	4	0	4	0	0	0
SLAF BH Katunayake	2	0	2	0	0	0
NIMH	2	0	2	1	0	1
Kandakadu treatment Centre	0	0	0	0	0	0
Gallela treatment Centre	0	0	0	0	0	0
Punani treatment Centre	0	0	0	0	0	0
Embilipitiya treatment Centre	73	0	73	12	0	12
Kahagolla treat. Centre	56	0	56	0	0	0
Samanalawewa treatment Centre	0	0	0	0	0	0
Rehabilitation Centre Ampara	17	0	17	0	0	0
Kahawatta treat. Centre	0	0	0	0	0	0
Wathupitiwela Treat. Centre	32	0	32	3	0	3
Bingiriya treat. Centre	90	0	90	5	0	5
Rambukkana treat. Centre	11	0	11	1	0	1
Polgolla treatment Centre	40	0	40	8	0	8
Yakkala treatment Centre	36	0	36	8	0	8
Kopai treatment Centre	257	0	257	124	0	124
Police training school Kalutara	0	0	0	0	0	0
Karadeniya treatment Centre	0	0	0	0	0	0
Panideniya treat. Centre	25	0	25	1	0	1
Darga town treatment Centre	19	0	19	0	0	0
BH Warakapola	72	0	72	10	0	10
Krishnapuram Treatment Center - Kilinochchi	112	0	112	0	0	0
Damba'eniya Treat. Centre	14	0	14	12	0	12
Hikkaduwa Treat. Centre	51	0	51	0	0	0
Weligama Treat. Centre	18	0	18	3	0	3
Giriulla Treat. Centre	53	0	53	5	0	5
Bidunwewa Treat. Centre	34	0	34	0	0	0
Koggala Beach Hotel	25	0	25	2	0	2
Hikkaduwa Super Core-ICC	0	0	0	0	0	0
Habaraduwa treat. Centre	0	0	0	0	0	0