



Epidemiology Unit Ministry of Health

231, De Saram Place, Colombo 10, Sri Lanka

Tel: (+94 11) 2695112, 2681548, 4740490, 4740491, 4740492 Fax: (+94 11) 2696583 E-mail: chepid@slt.net.lk, epidunit@slt.net.lk Web: www.epid.gov.lk

Coronavirus disease 2019 (COVID-19) - Situation Report – 03.03.2021– 10 a.m.

An outbreak of pneumonia of unknown reason was first reported on 31st December 2019 from Wuhan City in Hubei Province of China. On 7th Jan 2020, it was diagnosed as “Novel Corona Virus”. On 30/01, WHO has declared it as a Public Health Emergency of International Concern (PHEIC). On 11/02/2020 the WHO renamed the disease as COVID-19 and on 11/03/2020 declared as pandemic. The incubation period is reported as 2-14 days.

Patients identified in last 24H		
Total Confirmed		318
Returnees (+ close contacts) from other countries	Sri Lankans	1
	Foreigners	0
Kandakadu Rehab. Center detainees and their contacts		0
Hospital samples (admitted with clinical signs/symptoms)		0
Sub clusters related to Peliyagoda cluster		308
Prison cluster		9

Details of COVID 19 diagnosed patients – Last 24H				
Number inward as at yesterday-10 am	COVID 19 Positive - last 24H	Discharged from the hospital - last 24H	Number of deaths - last 24H	Number inward as at today-10 am
3056	318	417	7	2950

Local Situation

Total Number Confirmed		83870
Imported Cases (Returnees from other countries)	Foreigners	181
	Sri Lankans	2066
Local Cases	Navy & their close contacts	950
	Kandakadu cluster & their close contacts	651
	Sub clusters related to Minuwangoda/Peliyagoda/ Prison cluster	79709
	Others	313

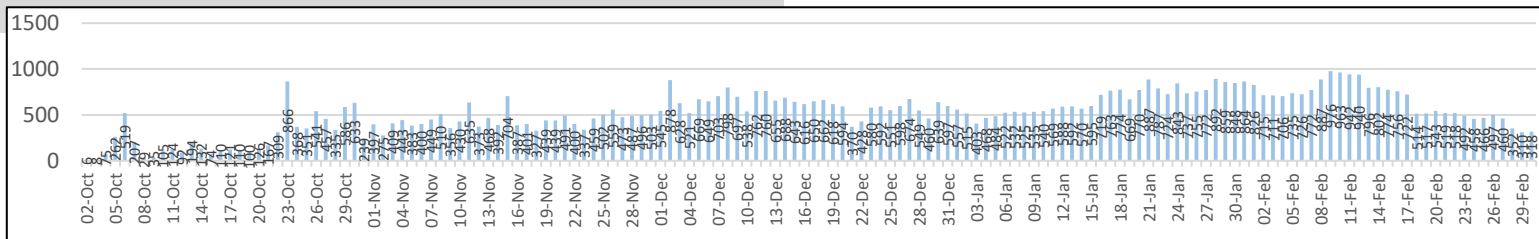
Total Number Confirmed		83870
Total Number Recovered		80437
Total Number of Deaths		483
Confirmed and hospitalized - today 10 am		2950



Suspected and hospitalized - today 10 am		527
---	--	------------

Country	Cumulative Cases per 1 million population	COVID-19 deaths per 1 million population
Sri Lanka	3847	22
India	8041	114
Singapore	10243	5
Australia	1136	36
South East Asian Region	6687	103

HEALTH DISTRICT	Count
COLOMBO	28239
GAMPAHA	16715
PUTTALAM	1140
KALUTARA	6164
ANURADHAPURA	501
KANDY	3938
KURUNEGALA	2353
POLONNARUWA	212
JAFFNA	339
RATNAPURA	2149
KEGALLE	1441
MONERAGALA	447
KALMUNAI	1229
MATALE	877
GALLE	2052
AMPARA	287
BADULLA	1290
MATARA	1542
BATTICOLOA	494
HAMBANTOTA	602
VAVUNIA	362
TRINCOMALEE	478
NUWARAELIYA	1181
KILINCHCHI	108
MANNAR	231
MULLATIVU	26

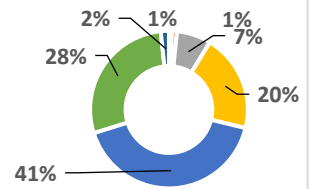
Note: Considered only the individuals who contracted the disease from the districts



COVID 19 Deaths	483
	304
	179

Age distribution of deaths

- < 15
- 16 - 30
- 31 - 45
- 46 - 60
- 61 - 75
- 76 - 90



Number of COVID -19 suspected patients - 527

Hospital	Total suspected up to now			Today 10am		
	SL	Forei.	Total	SL	Forei.	Total
NIID	1315	76	1391	3	0	3
NHSL	21756	16	21772	5	0	5
TH Ragama	3590	5	3595	14	0	14
TH Karapitiya	1034	27	1061	1	0	1
TH A'pura	2546	2	2548	7	0	7
TH Kurun.	1867	1	1868	10	0	10
TH Jaffna	420	2	422	2	0	2
NH Kandy	1691	6	1697	16	0	16
TH Batti.	579	0	579	5	0	5
DGH Gampaha	1115	4	1119	4	0	4
DGH Negombo	2375	15	2390	13	0	13
TH Rathn.	1041	0	1041	2	0	2
PGH Badulla	406	2	408	6	0	6
LRH	461	0	461	4	0	4
DMH	2506	1	2507	4	0	4
DGH Polon'wa	9	6	15	7	0	7
TH Kalubowila	1771	5	1776	7	0	7
Castle St TH	774	0	774	2	0	2
BH Hambanthota	385	2	387	0	0	0
BH Mona'gala	581	0	581	2	0	2
BH Welikanda	69	1	70	0	0	0
DGH Kaluthara	1433	2	1435	8	0	8
Chest H. Welisara	1797	2	1799	16	0	16
Colombo East Base Hospital	289	0	289	1	0	1
G.H. Chilaw	6668	1	6669	17	0	17
G.H. Matara	241	2	243	0	0	0
KDU Hospital	12040	0	12040	100	0	100
G.H. Vavunia	327	0	327	2	0	2
B.H. Marawila	656	1	657	2	0	2
S.J.Pura TH	13541	2	13543	234	0	234
BH Theldeniya	145	0	145	5	0	5
BH Tangalle	82	1	83	0	0	0
NIMH	830	0	830	28	0	28
Total	Incorrect to total as transfers counts in both the institutions			527	0	527

Source: Epidemiology Unit, Disease Surveillance System

Hospital distribution of COVID 19 diagnosed patients

	Inward Today 10am			Discharged during last 24H		
	SL	Foreign	Total	SL	Foreign	Total
NIID	108	0	108	8	0	8
BH Welikanda	26	0	26	2	0	2
Iranawila Hospital	23	0	23	3	0	3
BH Minuwangoda	9	0	9	8	0	8
Colombo East Base Hospital	64	0	64	13	0	13
TH Anuradhapura	34	0	34	0	0	0
Neville F' do hospital	173	0	173	10	0	10
DGH Hambanthota	225	0	225	4	0	4
DH Rambukkana	35	0	35	6	0	6
Kamburugamuwa	72	0	72	0	0	0
Kathankudy Hospital	26	0	26	1	0	1
BH Theldeniya	75	0	75	8	0	8
BH Homagama	126	0	126	7	0	7
BH Galgamuwa	0	0	0	0	0	0
DH Abanpola	24	0	24	2	0	2
DH Lunawa	48	0	48	6	0	6
DH Ingriya	19	0	19	2	0	2
DH Kosgama	46	0	46	1	0	1
DH Dankotuwa	35	0	35	3	0	3
DH Divulapitiya	88	0	88	4	0	4
DH Laggala Pallegama	69	0	69	9	0	9
DH Dompe	22	0	22	3	0	3
DH Pimbura	45	0	45	1	0	1
DH Karadiyanaru	23	0	23	2	0	2
DH Radawana	36	0	36	9	0	9
Ichchilampattu Hospital	13	0	13	1	0	1
DH Padiyathalawa	1	0	1	0	0	0
NHRD (Welisara)	5	0	5	1	0	1
DH Palamune	23	0	23	0	0	0
DH Undugoda	45	0	45	12	0	12
DH Narammala	21	0	21	1	0	1
DH Iththepana	24	0	24	0	0	0
DH Mathugama	23	0	23	2	0	2
DH Bandaragama	6	0	6	4	0	4
DH Nochchiyagama	5	0	5	0	0	0
DH Nawagamuwa	2	0	2	0	0	0
DH Bandarawela	0	0	0	0	0	0
DH Hagaranketha	25	0	25	4	0	4
Army Hospital Panagoda	26	0	26	0	0	0
SLAF BH Katunayake	3	0	3	0	0	0
NIMH	5	0	5	1	0	1
Kandakadu treatment Centre	0	0	0	0	0	0
Gallela treatment Centre	57	0	57	5	0	5
Punani treatment Centre	18	0	18	5	0	5
Embilipitiya treatment Centre	73	0	73	20	0	20
Kahagolla treat. Centre	76	0	76	22	0	22
Samanalawewa treatment Centre	0	0	0	0	0	0
Rehabilitation Centre Ampara	16	0	16	2	0	2
Kahawatta treat. Centre	115	0	115	24	0	24
Wathupitiwela Treat. Centre	94	0	94	27	0	27
Bingiriya treat. Centre	59	0	59	34	0	34
Rambukkana treat. Centre	134	0	134	0	0	0
Polgolla treatment Centre	97	0	97	0	0	0
Yakkala treatment Centre	77	0	77	16	0	16
Kopai treatment Centre	69	0	69	32	0	32
Police training school Kalutara	0	0	0	0	0	0
Karadeniya treatment Centre	49	0	49	4	0	4
Panideniya treat. Centre	81	0	81	38	0	38
Darga town treatment Centre	33	0	33	0	0	0
BH Warakapola	174	0	174	11	0	11
Krishnapuram Treatment Center - Kilinochchi	60	0	60	0	0	0
Dambadeniya Treat. Centre	63	0	63	4	0	4
Hikkaduwa Treat. Centre	62	0	62	5	0	5
Weligama Treat. Centre	0	0	0	1	0	1
Giriulla Treat. Centre	160	0	160	13	0	13
Bidunwewa Treat. Centre	30	0	30	0	0	0
Koggala Beach Hotel	47	1	48	12	0	12
Hikkaduwa Super Corel-ICC	5	0	5	3	0	3
Habaraduwa treat. Centre	7	0	7	1	0	1