



## Epidemiology Unit Ministry of Health

231, De Saram Place, Colombo 10, Sri Lanka

Tel: (+94 11) 2695112, 2681548, 4740490, 4740491, 4740492 Fax: (+94 11) 2696583 E-mail: [chepid@slt.net.lk](mailto:chepid@slt.net.lk), [epidunit@slt.net.lk](mailto:epidunit@slt.net.lk) Web: [www.epid.gov.lk](http://www.epid.gov.lk)

### Coronavirus disease 2019 (COVID-19) - Situation Report – 02.07.2021– 10 a.m.

An outbreak of pneumonia of unknown reason was first reported on 31<sup>st</sup> December 2019 from Wuhan City in Hubei Province of China. On 7<sup>th</sup> Jan 2020, it was diagnosed as “Novel Corona Virus”. On 30/01, WHO has declared it as a Public Health Emergency of International Concern (PHEIC). On 11/02/2020 the WHO renamed the disease as COVID-19 and on 11/03/2020 declared as pandemic. The incubation period is reported as 2-14 days.

Patients identified in last 24H		
<b>Total Confirmed</b>		<b>1883</b>
Returnees (+ close contacts) from other countries	Sri Lankans	68
	Foreigners	0
New Year Cluster		1799
Prison cluster		16

Details of COVID 19 diagnosed patients – Last 24H				
Number inward as at yesterday-10 am	COVID 19 Positive – last 24H	Discharged from the hospital – last 24H	Number of deaths reported – last 24H	Number inward/waiting to admit as at today-10 am
<b>28172</b>	<b>1883</b>	<b>1701</b>	<b>43</b>	<b>28311</b>

#### Local Situation



<b>Total Number Confirmed</b>		<b>260972</b>
Imported Cases (Returnees from other countries)	Foreigners	328
	Sri Lankans	5311
Local Cases	Navy & their close contacts	950
	Kandakadu cluster & their close contacts	651
	Minuwangoda Cluster	3059
	Fish Market\ Harbour Cluster	82785
	Prison cluster	7071
	New Year Cluster	160504
	Others	313

<b>Total Number Confirmed</b>	<b>260972</b>
Total Number Recovered	229541
Total Number of Deaths	3120
Hospitalized/waiting to admit – today 10 am	28311

<b>Suspected and hospitalized – today 10 am</b>	<b>755</b>
---	------------

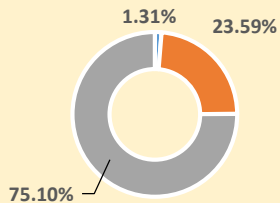
COVID-19 Vaccination	
<b>Covishield Vaccine</b>	<b>No</b>
1 <sup>st</sup> Dose	<b>925242</b>
2 <sup>nd</sup> Dose	<b>381979</b>
<b>Sinopharm Vaccine</b>	
1 <sup>st</sup> Dose	<b>1849565</b>
2 <sup>nd</sup> Dose	<b>750572</b>
<b>Sputnik V</b>	
1 <sup>st</sup> Dose	<b>114795</b>
2 <sup>nd</sup> Dose	<b>14427</b>

District	1 <sup>st</sup>	2 <sup>nd</sup>	3 <sup>rd</sup>	Total
Colombo	174	32123	29546	61843
Gampaha	51	18483	27167	45701
Kalutara	72	6986	21949	29007
Kandy	19	5710	7591	13320
Kurunagala	30	3191	10696	13917
Galle	4	2645	8746	11395
Ratnapura	9	3654	7295	10958
Matara	4	1544	4809	6357
Matale	5	1214	3856	5075
Nuwara Eliya	2	1259	5773	7034
Kegalle	10	1770	3671	5451
Jaffna	16	1441	3576	5033
Badulla	4	1358	4085	5447
Puttalam	39	1024	3507	4570
Anuradhapura	31	820	2815	3666
Hambantota	3	710	2328	3041
Trincomalee	4	651	2277	2932
Monaragala	6	545	2032	2583
Polonnaruwa	10	475	1717	2202
Ampara	9	498	1162	1669
Kalmunai	18	1296	665	1979
Batticaloa	1	699	1793	2493
Vavuniya	2	623	884	1509
Mullaitivu	0	278	728	1006
Kilinochchi	0	250	935	1185
Mannar	0	379	519	898

<b>COVID 19 Deaths</b>	<b>3120</b>
 1819	1819
 1301	1301

**Age distribution of deaths**

- < 30
- 30-59
- >=60



Number of COVID -19 suspected patients - 755						
Hospital	Total suspected up to now			Today 10am		
	SL	Forei.	Total	SL	Forei.	Total
NIID	1478	76	1554	-	-	-
NHSL	50198	16	50214	133	0	133
TH Ragama	7995	5	8000	-	-	-
TH Karapitiya	2967	27	2994	-	-	-
TH A'pura	4326	2	4328	-	-	-
TH Kurun.	4162	1	4163	-	-	-
TH Jaffna	1041	2	1043	49	0	49
NH Kandy	3053	6	3059	-	-	-
TH Batt.	1295	0	1295	-	-	-
DGH Gampaha	2400	4	2404	-	-	-
DGH Negombo	3602	15	3617	-	-	-
TH Rathn.	2292	0	2292	67	0	67
PGH Badulla	1354	2	1356	-	-	-
LRH	818	0	818	18	0	18
DMH	2982	1	2983	11	0	11
DGH Polon'wa	3549	6	3555	-	-	-
TH Kalubowila	10261	5	10266	-	-	-
Castle St TH	1465	0	1465	-	-	-
BH Hambanthota	393	2	395	-	-	-
BH Mona'gala	1101	0	1101	-	-	-
BH Welikanda	69	1	70	-	-	-
DGH Kaluthara	5008	2	5010	-	-	-
Chest H. Welisara	3180	2	3182	-	-	-
Colombo East Base	416	0	416	-	-	-
G.H. Chilaw	8942	1	8943	-	-	-
G.H. Matara	241	2	243	-	-	-
KDU Hospital	21330	0	21330	130	0	130
G.H. Vavunia	451	0	451	-	-	-
B.H. Marawila	1051	1	1052	-	-	-
S.J.Pura TH	36180	2	36182	176	0	176
BH Theldeniya	176	0	176	0	-	-
BH Tangalle	249	1	250	0	-	-
NIMH	1663	0	1663	159	0	159
<b>Total</b>	<b>Incorrect to total as transfers</b>		<b>755</b>	<b>0</b>	<b>755</b>	

Source: Epidemiology Unit, Disease Surveillance System

