



## Epidemiology Unit Ministry of Health

231, De Saram Place, Colombo 10, Sri Lanka

Tele: (+94 11) 2695112, 2681548, 4740490, 4740491, 4740492 Fax: (+94 11) 2696583 E-mail: [chepid@slt.net.lk](mailto:chepid@slt.net.lk), [epidunit@slt.net.lk](mailto:epidunit@slt.net.lk) Web: [www.epid.gov.lk](http://www.epid.gov.lk)

### Coronavirus disease 2019 (COVID-19) - Situation Report – 02.06.2021– 10 a.m.

An outbreak of pneumonia of unknown reason was first reported on 31<sup>st</sup> December 2019 from Wuhan City in Hubei Province of China. On 7<sup>th</sup> Jan 2020, it was diagnosed as “Novel Corona Virus”. On 30/01, WHO has declared it as a Public Health Emergency of International Concern (PHEIC). On 11/02/2020 the WHO renamed the disease as COVID-19 and on 11/03/2020 declared as pandemic. The incubation period is reported as 2-14 days.

Patients identified in last 24H	
<b>Total Confirmed</b>	<b>2877</b>
.Returnees (+ close contacts) from other countries	Sri Lankans 32 Foreigners 0
Kandakadu Rehab. Center detainees and their contacts	0
Hospital samples (admitted with clinical signs/symptoms)	0
New Year Cluster	2845
Prison cluster	0

Details of COVID 19 diagnosed patients – Last 24H				
Number inward as at yesterday-10 am	COVID 19 Positive – last 24H	Discharged from the hospital – last 24H	Number of deaths – last 24H	Number inward/waiting to admit as at today-10 am
<b>25670*</b>	<b>2877</b>	<b>1504</b>	<b>43</b>	<b>27000</b>

\*Discharges of the private hospitals/ITC and prison hospital were deducted.

#### Local Situation

Total Number Confirmed		189241
Imported Cases (Returnees from other countries)	Foreigners	318
	Sri Lankans	4393
Local Cases	Navy & their close contacts	950
	Kandakadu cluster & their close contacts	651
	Minuwangoda Cluster	3059
	Fish Market\ Harbour Cluster	82785
	Prison cluster	5980
	New Year Cluster	90792
Others	313	

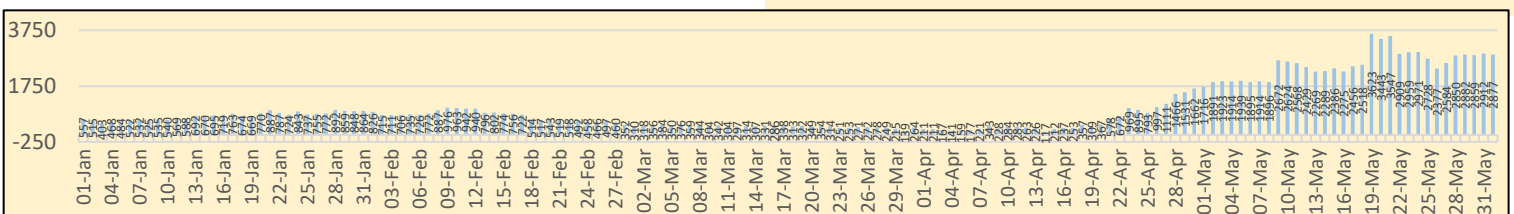
<b>Total Number Confirmed</b>	<b>189241</b>
Total Number Recovered	160714
Total Number of Deaths	1527
Hospitalized/waiting to admit – today 10 am	27000



<b>Suspected and hospitalized – today 10 am</b>	<b>1691</b>
---	-------------

COVID-19 Vaccination	1 <sup>st</sup> Dose	2 <sup>nd</sup> Dose
<b>Covishield Vaccine</b>	925242	348582
<b>Sinopharm Vaccine</b>	797205	2435
<b>Sputnik V</b>	44189	-

Country	Cumulative Cases per 1 million population	COVID-19 deaths per 1 million population
Sri Lanka	8680	70
India	20214	236
Singapore	10751	5.4
Australia	1180	36
South East Asian Region	15635	199

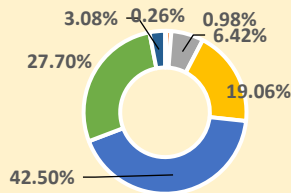
District	1 <sup>st</sup> Wave	2 <sup>nd</sup>	3 <sup>rd</sup> Wave	Total
Colombo	174	32123	16518	48815
Gampaha	51	18483	14163	32697
Kalutara	72	6986	12630	19688
Kandy	19	5710	4437	10166
Kurunagala	30	3191	6113	9334
Galle	4	2645	5091	7740
Ratnapura	9	3654	4023	7686
Matara	4	1544	2750	4298
Matale	5	1214	2858	4077
Nuwara Eliya	2	1259	2618	3879
Kegalle	10	1770	1910	3690
Jaffna	16	1441	1620	3077
Badulla	4	1358	1634	2996
Puttalam	39	1024	1632	2695
Anuradhapura	31	820	1755	2606
Hambantota	3	710	1666	2379
Trincomalee	4	651	1552	2207
Monaragala	6	545	1389	1940
Polonnaruwa	10	475	1166	1651
Ampara	9	498	935	1442
Kalmunai	18	1296	87	1401
Batticaloa	1	699	726	1426
Vavuniya	2	623	377	1002
Mullaitivu	0	278	560	838
Kilinochchi	0	250	618	868
Mannar	0	379	192	571



<b>COVID 19 Deaths</b>	<b>1527</b>
	911
	616

**Age distribution of deaths**

- < 15
- 16 - 30
- 31 - 45
- 46 - 60
- 61 - 75
- 76 - 90
- >90



**Number of COVID -19 suspected patients - 1691**

Hospital	Total suspected up to now			Today 10am		
	SL	Forei.	Total	SL	Forei.	Total
NIID	1444	76	1520	19	0	19
NHSL	47050	16	47066	161	0	161
TH Ragama	6595	5	6600	230	0	230
TH Karapitiya	2372	27	2399	73	0	73
TH A'pura	3744	2	3746	43	0	43
TH Kurun.	3508	1	3509	91	0	91
TH Jaffna	770	2	772	11	0	11
NH Kandy	2670	6	2676	47	0	47
TH Batti.	1050	0	1050	66	0	66
DGH Gampaha	1945	4	1949	108	0	108
DGH Negombo	3193	15	3208	96	0	96
TH Rathn.	1759	0	1759	57	0	57
PGH Badulla	1080	2	1082	43	0	43
LRH	653	0	653	22	0	22
DMH	2876	1	2877	24	0	24
DGH Polon'wa	3315	6	3321	9	0	9
TH Kalubowila	5360	5	5365	18	0	18
Castle St TH	887	0	887	15	0	15
BH Hambanthota	391	2	393	0	0	0
BH Mona'gala	1017	0	1017	8	0	8
BH Welikanda	69	1	70	0	0	0
DGH Kaluthara	3454	2	3456	169	0	169
Chest H. Welisara	2992	2	2994	58	0	58
Colombo East Base	380	0	380	7	0	7
G.H. Chilaw	8556	1	8557	18	0	18
G.H. Matara	241	2	243	0	0	0
KDU Hospital	20119	0	20119	68	0	68
G.H. Vavunia	414	0	414	0	0	0
B.H. Marawila	917	1	918	5	0	5
S.J.Pura TH	30988	2	30990	149	0	149
BH Theldeniya	173	0	173	9	0	9
BH Tangalle	231	1	232	13	0	13
NIMH	1404	0	1404	54	0	54
<b>Total</b>	Incorrect to total as transfers counts in both the		<b>1691</b>	<b>0</b>	<b>1691</b>	

Source: Epidemiology Unit, Disease Surveillance System

**Hospital distribution of COVID 19 diagnosed patients**

	Inward Today 10am			Discharged during last		
	SL	Forei	Total	SL	Forein	Total
NIID	145	0	145	21	0	21
BH Welikanda	70	0	70	7	0	7
Iranawila Hospital	110	0	110	10	0	10
BH Minuwangoda	51	0	51	7	0	7
Colombo East Base Hospital	92	0	92	8	0	8
TH Anuradhapura	30	0	30	0	0	0
Neville F do hospital	492	0	492	49	0	49
DGH Hambanthota	161	0	161	0	0	0
DH Rambukkana	65	0	65	8	0	8
Kamburugamuwa	164	0	164	16	0	16
Kathankudy Hospital	90	0	90	8	0	8
BH Theldeniya	99	0	99	5	0	5
BH Homagama	124	0	124	20	0	20
BH Hingurakgoda	190	0	190	9	0	9
BH Galenbidunawewa	42	0	42	6	0	6
BH Kebithigollewa	24	0	24	4	0	4
DH Abanpola	40	0	40	5	0	5
DH Lunawa	90	0	90	9	0	9
DH Ingiriya	59	0	59	1	0	1
DH Kosgama	84	0	84	12	0	12
DH Dankotuwa	74	0	74	1	0	1
DH Divulapitiya	88	0	88	5	0	5
DH Laggala Pallegama	78	0	78	6	0	6
DH Dompe	35	0	35	0	0	0
DH Pimbura	56	0	56	4	0	4
DH Karadiyanaru	103	0	103	0	0	0
DH Radawana	16	0	16	1	0	1
Ichchilampattu Hospital	70	0	70	11	0	11
DH Padiyathalawa	36	0	36	0	0	0
NHRD (Welisara)	21	0	21	6	0	6
DH Palamune	83	0	83	8	0	8
DH Undugoda	104	0	104	0	0	0
DH Narammala	41	0	41	6	0	6
DH Iththepana	25	0	25	3	0	3
DH Mathugama	48	0	48	6	0	6
DH Bandaragama	24	0	24	0	0	0
DH Nochchiyagama	30	0	30	0	0	0
DH Nawagamuwa	25	0	25	0	0	0
DH Bandarawela	57	0	57	0	0	0
DH Haguranketha	7	0	7	1	0	1
DH Beligala	54	0	54	11	0	11
DH Katugasthota	21	0	21	3	0	3
DH Wattagama	13	0	13	9	0	9
DH Walapane	57	0	57	2	0	2
DH Damana	50	0	50	10	0	10
DH Deyyandara	6	0	6	0	0	0
DH Medagama	70	0	70	30	0	30
DH Pallegama	17	0	17	1	0	1
DH Wethara	48	0	48	6	0	6
DH Kithulgala	52	0	52	0	0	0
DH Kuchcheweli	77	0	77	24	0	24
DH Thammannawa	26	0	26	0	0	0
DH Middeniya	17	0	17	5	0	5
DH Ambalanthota	45	0	45	20	0	20
DH Rakwana	5	0	5	0	0	0
DH Nakulugamuwa	6	0	6	10	0	10
DH Akurana	20	0	20	11	0	11
Army Hospital Panagoda	79	0	79	4	0	4
SLAF BH Katunayake	21	0	21	4	0	4
NIMH	20	0	20	3	0	3
Ayurweda hospital Rajagiriya	129	0	129	0	0	0
Galuwapokuna Treat. Centre	80	0	80	5	0	5
Kandakadu treatment Centre	313	0	313	26	0	26
Gallela treatment Centre	340	0	340	20	0	20
Punani treatment Centre (discharges of last 3days)	635	0	635	33	0	33
Embilipitiya treatment Centre	176	0	176	0	0	0
Kahagolla treat. Centre	252	0	252	61	0	61
Rehabilitation Centre Ampara	175	0	175	21	0	21
Kahawatta treat. Centre	268	0	268	32	0	32
Wathupitiwela Treat. Centre	108	0	108	4	0	4
Bingiriya treat. Centre	588	0	588	72	0	72
Rambukkana treat. Centre	237	0	237	24	0	24
Yakkala treatment Centre	92	0	92	0	0	0
Kopai treatment Centre	209	0	209	18	0	18
Karadeniya treatment Centre	104	0	104	16	0	16
Panideniya treat. Centre	287	0	287	55	0	55
Darga town treatment Centre	109	0	109	19	0	19
BH Warakapola	192	0	192	42	0	42
Krishnapuram Treatment Center -	129	0	129	10	0	10
Dambadeniya Treat. Centre	469	0	469	111	0	111
Hikkaduwa Treat. Centre	171	0	171	0	0	0
Weligama Treat. Centre	64	0	64	1	0	1
Giriulla Treat. Centre	296	0	296	45	0	45
Bidunwewa Treat. Centre	198	0	198	19	0	19
Koggala Beach Hotel	64	0	64	24	0	24
Habaraduwa treat. Centre	118	0	118	0	0	0
Hanthana treat. Centre	84	0	84	0	0	0
Kundasale treat. Centre	65	0	65	0	0	0
Punani Brandix treat. Rx Centre	198	0	198	2	0	2
ICC Kande Ela	20	0	20	11	0	11
ICC Bogawanthalawa	41	0	41	0	0	0
ICC Hardy Technical College	162	0	162	68	0	68
Naleemiah school ICC	194	0	194	24	0	24
Marathamunei ITC	76	0	76	8	0	8
Pasdunrata ITC	353	0	353	47	0	47
Sripalli Horana ITC	233	0	233	56	0	56
Gampola Youth Centre ITC	82	0	82	3	0	3
Gomarandadawala ITC	68	0	68	11	0	11
Pudukudiruppu ICC	101	0	101	4	0	4
Angunakopapelessa ICC	156	0	156	12	0	12
Citrus ICC	75	0	75	3	0	3
Kalawana ICC	64	0	64	15	0	15
Parathipuram ICC	57	0	57	29	0	29
Kadaikadu ICC	258	0	258	40	0	40
Murikandi ICC	177	0	177	3	0	3
Boossa Army camp ICC	144	0	144	28	0	28
STF Katukurunda ICC	116	0	116	0	0	0
Nilaweli ICC	77	0	77	20	0	20
Tec. Matale ICC	226	0	226	7	0	7
Polgolla treat. centre	199	0	199	35	0	35
Kaluthara treat. centre	20	0	20	0	0	0
Pallekele treat. centre	47	0	47	4	0	4