



## Epidemiology Unit Ministry of Health

231, De Saram Place, Colombo 10, Sri Lanka

Tel: (+94 11) 2695112, 2681548, 4740490, 4740491, 4740492 Fax: (+94 11) 2696583 E-mail: [chepid@slt.net.lk](mailto:chepid@slt.net.lk), [epidunit@slt.net.lk](mailto:epidunit@slt.net.lk) Web: [www.epid.gov.lk](http://www.epid.gov.lk)

### Coronavirus disease 2019 (COVID-19) - Situation Report – 01.05.2021– 10 a.m.

An outbreak of pneumonia of unknown reason was first reported on 31<sup>st</sup> December 2019 from Wuhan City in Hubei Province of China. On 7<sup>th</sup> Jan 2020, it was diagnosed as “Novel Corona Virus”. On 30/01, WHO has declared it as a Public Health Emergency of International Concern (PHEIC). On 11/02/2020 the WHO renamed the disease as COVID-19 and on 11/03/2020 declared as pandemic. The incubation period is reported as 2-14 days.

Patients identified in last 24H	
<b>Total Confirmed</b>	<b>1662</b>
Returnees (+ close contacts) from other countries	Sri Lankans 24 Foreigners 2
Kandakadu Rehab. Center detainees and their contacts	0
Hospital samples (admitted with clinical signs/symptoms)	0
New Year Cluster	1636
Prison cluster	0

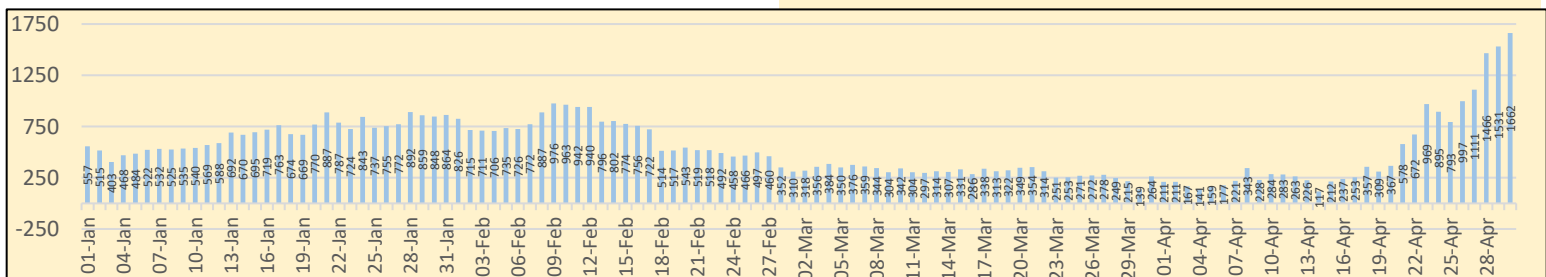
Details of COVID 19 diagnosed patients – Last 24H				
Number inward as at yesterday-10 am	COVID 19 Positive - last 24H	Discharged from the hospital - last 24H	Number of deaths - last 24H	Number inward as at today-10 am
<b>9842</b>	<b>1662</b>	<b>503</b>	<b>11</b>	<b>10990</b>

#### Local Situation

Total Number Confirmed		108146
Imported Cases (Returnees from other countries)	Foreigners	297
	Sri Lankans	3563
Local Cases	Navy & their close contacts	950
	Kandakadu cluster & their close contacts	651
	Minuwangoda Cluster	3059
	Fish Market\ Harbour Cluster	82785
	Prison cluster	4823
	New Year Cluster	11705
Others	313	

<b>Total Number Confirmed</b>	<b>108146</b>
Total Number Recovered	96478
Total Number of Deaths	678
Confirmed and hospitalized - today 10 am	10990

<b>Suspected and hospitalized - today 10 am</b>	<b>1160</b>
---	-------------





COVID-19 Vaccination	1 <sup>st</sup> Dose	2 <sup>nd</sup> Dose
Covishield Vaccine	925242	60757
Sinopharm Vaccine (Chinese Nationals)	2865	2435

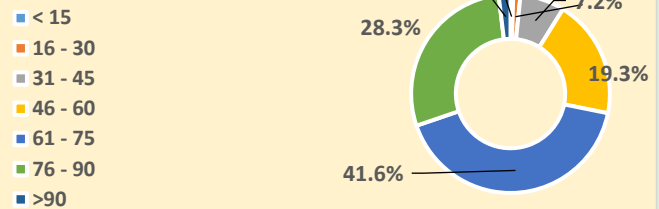
Country	Cumulative Cases per 1 million population	COVID-19 deaths per 1 million population
Sri Lanka	4960	31
India	12290	139
Singapore	10421	5
Australia	1163	36
South East Asian Region	9877	126

HEALTH DISTRICT	Count
COLOMBO	32820
GAMPAHA	20281
PUTTALAM	1680
KALUTARA	7836
ANURADHAPURA	733
KANDY	4669
KURUNEGALA	4614
POLONNARUWA	320
JAFFNA	1441
RATNAPURA	3208
KEGALLE	1792
MONERAGALA	913
KALMUNAI	1314
MATALE	1544
GALLE	2872
AMPARA	362
BADULLA	1618
MATARA	1987
BATTICOLOA	611
HAMBANTOTA	894
VAVUNIA	469
TRINCOMALEE	726
NUWARAELIYA	1570
KILINOCHCHI	151
MANNAR	305
MULLATIVU	69

Note: Considered only the individuals who contracted the disease from the districts

<b>COVID 19 Deaths</b>	<b>678</b>
	428
	250

### Age distribution of deaths



Number of COVID -19 suspected patients -1160						
Hospital	Total suspected up to			Today 10am		
	SL	Forei.	Total	SL	Forei.	Total
NIID	1383	76	1459	9	0	9
NHSL	42490	16	42506	37	0	37
TH Ragama	4462	5	4467	47	0	47
TH Karapitiya	1369	27	1396	53	0	53
TH A'pura	2894	2	2896	16	0	16
TH Kurun.	2485	1	2486	57	0	57
TH Jaffna	582	2	584	6	0	6
NH Kandy	2181	6	2187	53	0	53
TH Batti.	739	0	739	13	0	13
DGH Gampaha	1336	4	1340	9	0	9
DGH Negombo	2610	15	2625	28	0	28
TH Rathn.	1218	0	1218	14	0	14
PGH Badulla	670	2	672	24	0	24
LRH	500	0	500	3	0	3
DMH	2746	1	2747	3	0	3
DGH Polon'wa	2513	6	2519	34	0	34
TH Kalubowila	2359	5	2364	36	0	36
Castle St TH	829	0	829	0	0	0
BH Hambanthota	385	2	387	0	0	0
BH Mona'gala	759	0	759	12	0	12
BH Welikanda	69	1	70	0	0	0
DGH Kaluthara	1675	2	1677	18	0	18
Chest H. Welisara	2661	2	2663	39	0	39
Colombo East Base	333	0	333	8	0	8
G.H. Chilaw	7776	1	7777	16	0	16
G.H. Matara	6	2	8	0	0	0
KDU Hospital	16878	0	16878	265	0	265
G.H. Vavunia	376	0	376	3	0	3
B.H. Marawila	782	1	783	6	0	6
S.J.Pura TH	23300	2	23302	293	0	293
BH Theldeniya	171	0	171	7	0	7
BH Tangalle	99	1	100	4	0	4
NIMH	1186	0	1186	47	0	47
<b>Total</b>	Incorrect to total as transfers counts in both the institutions			<b>1160</b>	<b>0</b>	<b>1160</b>

Source: Epidemiology Unit, Disease Surveillance System

	Hospital distribution of COVID 19 diagnosed patients					
	Inward Today 10am			Discharged during last		
	SL	Forei	Total	SL	Forei	Total
NIID	154	0	154	7	0	7
BH Welikanda	97	0	97	4	0	4
Iranawila Hospital	52	0	52	5	0	5
BH Minuwangoda	52	0	52	5	0	5
Colombo East Base Hospital	96	0	96	0	0	0
TH Anuradhapura	74	0	74	22	0	22
Neville F'do hospital	322	0	322	34	0	34
DGH Hambanthota	222	0	222	0	0	0
DH Rambukkana	61	0	61	24	0	24
Kamburugamuwa	152	0	152	0	0	0
Kathankudy Hospital	62	0	62	1	0	1
BH Theldeniya	129	0	129	1	0	1
BH Homagama	168	0	168	4	0	4
BH Galgamuwa	0	0	0	0	0	0
DH Abanpola	38	0	38	7	0	7
DH Lunawa	82	0	82	45	0	45
DH Ingiriya	36	0	36	0	0	0
DH Kosgama	61	0	61	9	0	9
DH Dankotuwa	71	0	71	1	0	1
DH Divulapitiya	90	0	90	15	0	15
DH Laggala Pallegama	102	0	102	4	0	4
DH Dompe	39	0	39	7	0	7
DH Pimbura	59	0	59	0	0	0
DH Karadiyanaru	97	0	97	0	0	0
DH Radawana	35	0	35	2	0	2
Ichchilampattu Hospital	54	0	54	12	0	12
DH Padiyathalawa	53	0	53	0	0	0
NHRD (Welisara)	0	0	0	0	0	0
DH Palamune	69	0	69	1	0	1
DH Undugoda	120	0	120	0	0	0
DH Narammala	66	0	66	7	0	7
DH Iththepana	32	0	32	15	0	15
DH Mathugama	45	0	45	3	0	3
DH Bandaragama	34	0	34	4	0	4
DH Nochchiyagama	37	0	37	8	0	8
DH Nawagamuwuwa	36	0	36	0	0	0
DH Bandarawela	46	0	46	0	0	0
DH Haguranketha	36	0	36	0	0	0
DH Belligala	53	0	53	0	0	0
Army Hospital Panagoda	15	0	15	0	0	0
SLAF BH Katunayake	35	0	35	0	0	0
NIMH	16	0	16	0	0	0
Galuwapokuna Treat. Centre	96	0	96	1	0	1
Kandakadu treatment Centre	0	0	0	0	0	0
Gallela treatment Centre	0	0	0	0	0	0
Punani treatment Centre	646	0	646	0	0	0
Embilipitiya treatment Centre	211	0	211	14	0	14
Kahagolla treat. Centre	126	0	126	0	0	0
Samanalawewa treatment Centre	0	0	0	0	0	0
Rehabilitation Centre Ampara	239	0	239	0	0	0
Kahawatta treat. Centre	0	0	0	0	0	0
Wathupitiwela Treat. Centre	128	0	128	15	0	15
Bingiriya treat. Centre	480	0	480	0	0	0
Rambukkana treat. Centre	257	0	257	29	0	29
Polgolla treatment Centre	0	0	0	0	0	0
Yakkala treatment Centre	105	0	105	10	0	10
Kopai treatment Centre	404	0	404	9	0	9
Police training school Kalutara	0	0	0	0	0	0
Karandeniya treatment Centre	129	0	129	0	0	0
Panideniya treat. Centre	299	0	299	0	0	0
Darga town treatment Centre	57	0	57	11	0	11
BH Warakapola	197	0	197	27	0	27
Krishnapuram Treatment Center - Kilinochchi	137	0	137	0	0	0
Dambadeniya Treat. Centre	334	0	334	35	0	35
Hikkaduwa Treat. Centre	236	0	236	0	0	0
Weligama Treat. Centre	91	0	91	0	0	0
Giriulla Treat. Centre	384	0	384	96	0	96
Bidunwewa Treat. Centre	202	0	202	0	0	0
Koggala Beach Hotel	143	0	143	9	0	9
Hikkaduwa Super Corel-ICC	0	0	0	0	0	0
Habaraduwa treat. Centre	0	0	0	0	0	0
Hanthana Treat. Centre	90	0	90	0	0	0