



Epidemiology Unit Ministry of Health

231, De Saram Place, Colombo 10, Sri Lanka

Tele: (+94 11) 2695112, 2681548, 4740490, 4740491, 4740492 Fax: (+94 11) 2696583 E-mail: chepid@slt.net.lk, epidunit@slt.net.lk Web: www.epid.gov.lk

Coronavirus disease 2019 (COVID-19) - Situation Report – 01.04.2021– 10 a.m.

An outbreak of pneumonia of unknown reason was first reported on 31st December 2019 from Wuhan City in Hubei Province of China. On 7th Jan 2020, it was diagnosed as “Novel Corona Virus”. On 30/01, WHO has declared it as a Public Health Emergency of International Concern (PHEIC). On 11/02/2020 the WHO renamed the disease as COVID-19 and on 11/03/2020 declared as pandemic. The incubation period is reported as 2-14 days.

Patients identified in last 24H	
Total Confirmed	264
Returnees (+ close contacts) from other countries	Sri Lankans 19 Foreigners 1
Kandakadu Rehab. Center detainees and their contacts	0
Hospital samples (admitted with clinical signs/symptoms)	0
Sub clusters related to Peliyagoda cluster	237
Prison cluster	7

Details of COVID 19 diagnosed patients – Last 24H				
Number inward as at yesterday-10 am	COVID 19 Positive - last 24H	Discharged from the hospital - last 24H	Number of deaths - last 24H	Number inward as at today-10 am
2625	264	156	2	2731

Local Situation

Total Number Confirmed		92706
Imported Cases (Returnees from other countries)	Foreigners	208
	Sri Lankans	2674
Local Cases	Navy & their close contacts	950
	Kandakadu cluster & their close contacts	651
	Sub clusters related to Minuwangoda/Peliyagoda/ Prison cluster	87910
	Others	313

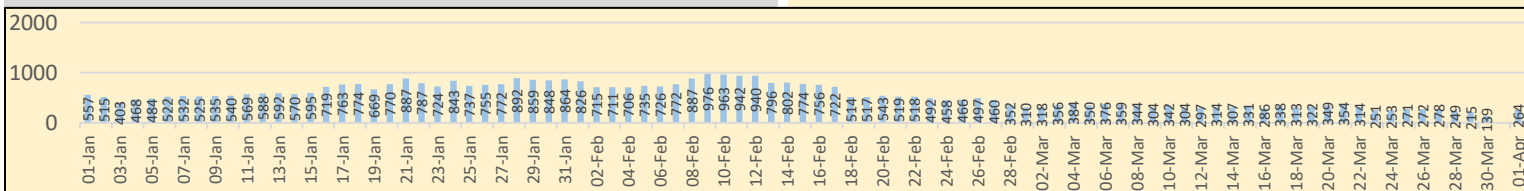
Total Number Confirmed	92706
Total Number Recovered	89407
Total Number of Deaths	568
Confirmed and hospitalized - today 10 am	2731



Suspected and hospitalized - today 10 am	371
---	------------

COVID-19 Total Vaccinated	919753
----------------------------------	---------------

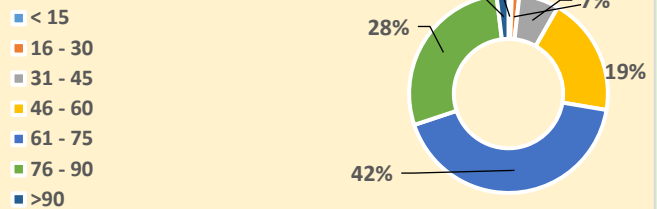
Country	Cumulative Cases per 1 million population	COVID-19 deaths per 1 million population
Sri Lanka	4252	26
India	8675	117
Singapore	10305	5
Australia	1147	36
South East Asian Region	7233	108

HEALTH DISTRICT	Count
COLOMBO	29808
GAMPAHA	18347
PUTTALAM	1236
KALUTARA	6651
ANURADHAPURA	625
KANDY	4198
KURUNEGALA	2602
POLONNARUWA	239
JAFFNA	797
RATNAPURA	2866
KEGALLE	1696
MONERAGALA	620
KALMUNAI	1289
MATALE	1057
GALLE	2469
AMPARA	323
BADULLA	1547
MATARA	1765
BATTICOLOA	588
HAMBANTOTA	723
VAVUNIA	419
TRINCOMALEE	539
NUWARAELIYA	1352
KILINOCHCHI	132
MANNAR	286
MULLATIVU	51
Note: Considered only the individuals who contracted the disease from the districts	



COVID 19 Deaths	568
	355
	213

Age distribution of deaths



Number of COVID -19 suspected patients - 371						
Hospital	Total suspected up to			Today 10am		
	SL	Forei.	Total	SL	Forei.	Total
NIID	1347	76	1423	9	0	9
NHSL	32160	16	32176	2	0	2
TH Ragama	3959	5	3964	5	0	5
TH Karapitiya	1128	27	1155	3	0	3
TH A'pura	2691	2	2693	3	0	3
TH Kurun.	2073	1	2074	28	0	28
TH Jaffna	522	2	524	3	0	3
NH Kandy	1880	6	1886	4	0	4
TH Batti.	657	0	657	4	0	4
DGH Gampaha	1165	4	1169	0	0	0
DGH Negombo	2477	15	2492	14	0	14
TH Rathn.	1105	0	1105	1	0	1
PGH Badulla	508	2	510	5	0	5
LRH	479	0	479	0	0	0
DMH	2620	1	2621	4	0	4
DGH Polon'wa	2092	6	2098	3	0	3
TH Kalubowila	2011	5	2016	4	0	4
Castle St TH	806	0	806	0	0	0
BH Hambanthota	385	2	387	0	0	0
BH Mona'gala	629	0	629	1	0	1
BH Welikanda	69	1	70	0	0	0
DGH Kaluthara	1506	2	1508	4	0	4
Chest H. Welisara	2214	2	2216	16	0	16
Colombo East Base	315	0	315	5	0	5
G.H. Chilaw	7049	1	7050	13	0	13
G.H. Matara	241	2	243	0	0	0
KDU Hospital	13982	0	13982	52	0	52
G.H. Vavunia	360	0	360	2	0	2
B.H. Marawila	692	1	693	2	0	2
S.J.Pura TH	17994	2	17996	149	0	149
BH Theldeniya	149	0	149	3	0	3
BH Tangalle	92	1	93	0	0	0
NIMH	999	0	999	32	0	32
Total	Incorrect to total as transfers counts in both the institutions			371	0	371

Source: Epidemiology Unit, Disease Surveillance System

Hospital	Inward Today 10am			Discharged during last		
	SL	Forei	Total	SL	Foreig	Total
NIID	91	0	91	6	0	6
BH Welikanda	44	0	44	3	0	3
Iranawila Hospital	16	0	16	0	0	0
BH Minuwangoda	10	0	10	0	0	0
Colombo East Base Hospital	53	0	53	3	0	3
TH Anuradhapura	50	0	50	0	0	0
Neville P'do hospital	100	0	100	15	0	15
DGH Hambanthota	57	0	57	0	0	0
DH Rambukkana	0	0	0	0	0	0
Kamburugamuwa	12	0	12	1	0	1
Kathankudy Hospital	8	0	8	0	0	0
BH Theldeniya	24	0	24	2	0	2
BH Homagama	69	0	69	3	0	3
BH Galgamuwa	0	0	0	0	0	0
DH Abanpola	16	0	16	8	0	8
DH Lunawa	24	0	24	1	0	1
DH Ingiriya	7	0	7	0	0	0
DH Kosgama	17	0	17	1	0	1
DH Dankotuwa	35	0	35	0	0	0
DH Divulapitiya	47	0	47	2	0	2
DH Laggala Pallegama	71	0	71	4	0	4
DH Dompe	23	0	23	5	0	5
DH Pimbura	31	0	31	3	0	3
DH Karadiyanaru	21	0	21	0	0	0
DH Radawana	27	0	27	3	0	3
Ichchilampattu Hospital	31	0	31	0	0	0
DH Padiyathalawa	0	0	0	0	0	0
NHRD (Welisara)	14	0	14	0	0	0
DH Palamune	7	0	7	0	0	0
DH Udugoda	0	0	0	0	0	0
DH Narammala	19	0	19	0	0	0
DH Iththevana	2	0	2	0	0	0
DH Mathugama	6	0	6	0	0	0
DH Bandaragama	11	0	11	0	0	0
DH Nochchiyagama	18	0	18	0	0	0
DH Nawagamuwa	1	0	1	0	0	0
DH Bandarawela	0	0	0	0	0	0
DH Haguranketha	5	0	5	0	0	0
Army Hospital Panagoda	4	0	4	3	0	3
SLAF BH Katunayake	2	0	2	0	0	0
NIMH	4	0	4	3	0	3
Kandakadu treatment Centre	0	0	0	0	0	0
Gallela treatment Centre	0	0	0	0	0	0
Punani treatment Centre	0	0	0	0	0	0
Embilipitiya treatment Centre	103	0	103	36	0	36
Kahagolla treat. Centre	79	0	79	5	0	5
Samanalawewa treatment Centre	0	0	0	0	0	0
Rehabilitation Centre Ampara	18	0	18	1	0	1
Kahawatta treat. Centre	0	0	0	0	0	0
Wathupitiwela Treat. Centre	33	0	33	0	0	0
Bingiriya treat. Centre	85	0	85	0	0	0
Rambukkana treat. Centre	1	0	1	0	0	0
Polgolla treatment Centre	45	0	45	0	0	0
Yakkala treatment Centre	47	0	47	4	0	4
Kopai treatment Centre	338	0	338	1	0	1
Police training school Kalutara	0	0	0	0	0	0
Karandeniya treatment Centre	0	0	0	0	0	0
Panideniya treat. Centre	19	0	19	7	0	7
Darga town treatment Centre	15	0	15	2	0	2
BH Warakapola	110	0	110	17	0	17
Krishnapuram Treatment Center - Kilinochchi	107	0	107	5	0	5
Damba'eniya Treat. Centre	22	0	22	11	0	11
Hikkaduwa Treat. Centre	48	0	48	0	0	0
Weligama Treat. Centre	7	0	7	0	0	0
Giriulla Treat. Centre	55	0	55	0	0	0
Bidunwewa Treat. Centre	35	0	35	0	0	0
Koggala Beach Hotel	30	0	30	1	0	1
Hikkaduwa Super Corel-ICC	0	0	0	0	0	0
Habaraduwa treat. Centre	0	0	0	0	0	0