



Epidemiology Unit Ministry of Health

231, De Saram Place, Colombo 10, Sri Lanka

Tele: (+94 11) 2695112, 2681548, 4740490, 4740491, 4740492 Fax: (+94 11) 2696583 E-mail: chepid@slt.net.lk, epidunit@slt.net.lk Web: www.epid.gov.lk

Coronavirus disease 2019 (COVID-19) - Situation Report – 30.05.2021– 10 a.m.

An outbreak of pneumonia of unknown reason was first reported on 31st December 2019 from Wuhan City in Hubei Province of China. On 7th Jan 2020, it was diagnosed as “Novel Corona Virus”. On 30/01, WHO has declared it as a Public Health Emergency of International Concern (PHEIC). On 11/02/2020 the WHO renamed the disease as COVID-19 and on 11/03/2020 declared as pandemic. The incubation period is reported as 2-14 days.

Patients identified in last 24H		
Total Confirmed		2882
.Returnees (+ close contacts) from other countries	Sri Lankans	55
	Foreigners	0
Kandakadu Rehab. Center detainees and their contacts		0
Hospital samples (admitted with clinical signs/symptoms)		0
New Year Cluster		2728
Prison cluster		99

Details of COVID 19 diagnosed patients – Last 24H				
Number in ward as at yesterday-10 am	COVID 19 Positive - last 24H	Discharged from the hospital - last 24H	Number of deaths - last 24H	Number in ward/waiting to admit as at today-10 am
27957	2882	1434	42	29363

Local Situation

Total Number Confirmed		180593
Imported Cases (Returnees from other countries)	Foreigners	318
	Sri Lankans	4321
Local Cases	Navy & their close contacts	950
	Kandakadu cluster & their close contacts	651
	Minuwangoda Cluster	3059
	Fish Market\ Harbour Cluster	82785
	Prison cluster	5882
	New Year Cluster	82314
Others	313	

Total Number Confirmed	180593
Total Number Recovered	149825
Total Number of Deaths	1405
Hospitalized/waiting to admit - today 10 am	29363

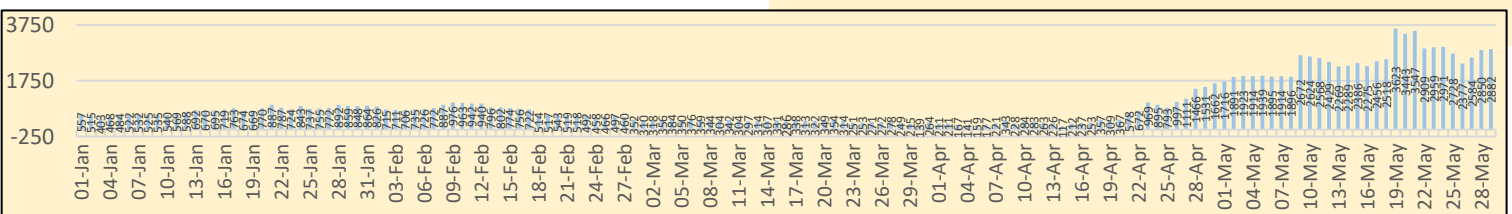
Suspected and hospitalized - today 10 am	1474
---	-------------



COVID-19 Vaccination	1 st Dose	2 nd Dose
Covishield Vaccine	925242	343805
Sinopharm Vaccine	601508	2435
Sputnik V	14984	-

Country	Cumulative Cases per 1 million population	COVID-19 deaths per 1 million population
Sri Lanka	8284	64
India	19225	217
Singapore	10751	5.4
Australia	1178	36
South East Asian Region	14885	184

District	1st Wave	2 nd	3 rd Wave	Total
Colombo	174	32123	15257	47554
Gampaha	51	18483	13320	31854
Kalutara	72	6986	11604	18662
Kandy	19	5710	4078	9807
Kurunagala	30	3191	5739	8960
Galle	4	2645	4893	7542
Ratnapura	9	3654	3752	7415
Matara	4	1544	2640	4188
Matale	5	1214	2717	3936
Nuwara Eliya	2	1259	2526	3787
Kegalle	10	1770	1861	3641
Jaffna	16	1441	1485	2942
Badulla	4	1358	1490	2852
Puttalam	39	1024	1568	2631
Anuradhapura	31	820	1648	2499
Hambantota	3	710	1583	2296
Trincomalee	4	651	1457	2112
Monaragala	6	545	1276	1827
Polonnaruwa	10	475	1102	1587
Ampara	9	498	918	1425
Kalmunai	18	1296	80	1394
Batticaloa	1	699	681	1381
Vavuniya	2	623	376	1001
Mullaitivu	-	278	556	834
Kilinochchi	-	250	575	825
Mannar	-	379	165	544

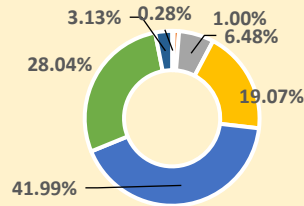
District data were updated with the available information.



COVID 19 Deaths	1405
	842
	563

Age distribution of deaths

- < 15
- 16 - 30
- 31 - 45
- 46 - 60
- 61 - 75
- 76 - 90
- >90



Number of COVID -19 suspected patients - 1474

Hospital	Total suspected up to now			Today 10am		
	SL	Forei.	Total	SL	Forei.	Total
NIID	1437	76	1513	12	0	12
NHSL	46667	16	46683	165	0	165
TH Ragama	6374	5	6379	198	0	198
TH Karapitiya	2300	27	2327	83	0	83
TH A'pura	3660	2	3662	20	0	20
TH Kurun.	3436	1	3437	96	0	96
TH Jaffna	760	2	762	8	0	8
NH Kandy	2601	6	2607	24	0	24
TH Batti.	1005	0	1005	57	0	57
DGH Gampaha	1880	4	1884	-	0	-
DGH Negombo	3134	15	3149	86	0	86
TH Rathn.	1703	0	1703	52	0	52
PGH Badulla	1030	2	1032	44	0	44
LRH	633	0	633	22	0	22
DMH	2865	1	2866	23	0	23
DGH Polon'wa	3279	6	3285	13	0	13
TH Kalubowila	4773	5	4778	9	0	9
Castle St TH	880	0	880	13	0	13
BH Hambanthota	385	2	387	0	0	0
BH Mona'gala	1004	0	1004	6	0	6
BH Welikanda	69	1	70	0	0	0
DGH Kaluthara	3250	2	3252	149	0	149
Chest H. Welisara	2956	2	2958	51	0	51
Colombo East Base	377	0	377	6	0	6
G.H. Chilaw	8477	1	8478	18	0	18
G.H. Matara	241	2	243	0	0	0
KDU Hospital	19952	0	19952	102	0	102
G.H. Vavunia	414	0	414	-	0	-
B.H. Marawila	899	1	900	3	0	3
S.J.Pura TH	30344	2	30346	157	0	157
BH Theldeniya	173	0	173	8	0	8
BH Tangalle	224	1	225	49	0	49
NIMH	1374	0	1374	0	0	0
Total	Incorrect to total as transfers counts in both the		1474	0	1474	

Source: Epidemiology Unit, Disease Surveillance System

Hospital distribution of COVID 19 diagnosed patients

	Inward Today 10am			Discharged during last		
	SL	Forei	Total	SL	Foreign	Total
NIID	151	0	151	10	0	10
BH Welikanda	69	0	69	2	0	2
Iranawila Hospital	106	0	106	10	0	10
BH Minuwangoda	48	0	48	3	0	3
Colombo East Base Hospital	103	0	103	10	0	10
TH Anuradhapura	47	0	47	0	0	0
Neville F'do hospital	459	0	459	58	0	58
DGH Hambanthota	174	0	174	16	0	16
DH Rambukkana	26	0	26	1	0	1
Kamburugamuwa	180	0	180	13	0	13
Kathankudy Hospital	90	0	90	9	0	9
BH Theldeniya	100	0	100	17	0	17
BH Homagama	142	0	142	21	0	21
BH Hingurakgoda	171	0	171	11	0	11
BH Galenbidunawewa	50	0	50	4	0	4
BH Kebithigollewa	35	0	35	4	0	4
DH Abanpola	43	0	43	5	0	5
DH Lunawa	102	0	102	13	0	13
DH Ingiriya	61	0	61	7	0	7
DH Kosgama	90	0	90	17	0	17
DH Dankotuwa	67	0	67	11	0	11
DH Divulapitiya	93	0	93	12	0	12
DH Laggala Pallegama	107	0	107	27	0	27
DH Dompe	42	0	42	6	0	6
DH Pimbura	54	0	54	9	0	9
DH Karadiyanaru	92	0	92	0	0	0
DH Radawana	7	0	7	1	0	1
Ichchilampattu Hospital	52	0	52	9	0	9
DH Padiyathalawa	43	0	43	5	0	5
NHRD (Welisara)	29	0	29	3	0	3
DH Palamune	70	0	70	0	0	0
DH Undugoda	107	0	107	19	0	19
DH Narammala	58	0	58	7	0	7
DH Iththepana	20	0	20	8	0	8
DH Mathugama	55	0	55	22	0	22
DH Bandaragama	31	0	31	4	0	4
DH Nochchiyagama	40	0	40	3	0	3
DH Nawagamuwa	18	0	18	11	0	11
DH Bandarawela	55	0	55	0	0	0
DH Haguranketha	17	0	17	2	0	2
DH Beligala	39	0	39	5	0	5
DH Katugasthota	23	0	23	1	0	1
DH Wattagama	12	0	12	13	0	13
DH Walapane	56	0	56	0	0	0
DH Damana	43	0	43	8	0	8
DH Deyyandara	14	0	14	3	0	3
DH Medagama	73	0	73	0	0	0
DH Pallegama	40	0	40	10	0	10
DH Wethara	47	0	47	4	0	4
DH Kithulgala	64	0	64	13	0	13
DH Kuchcheweli	72	0	72	21	0	21
DH Thammannawa	28	0	28	0	0	0
DH Middeniya	20	0	20	2	0	2
DH Ambalanthota	73	0	73	11	0	11
DH Rakwana	2	0	2	0	0	0
DH Nakulugamuwa	16	0	16	3	0	3
Army Hospital Panagoda	95	0	95	0	0	0
SLAF BH Katunayake	28	0	28	0	0	0
NIMH	23	0	23	4	0	4
Ayurveda hospital Rajagiriya	12	0	12	20	0	20
Galuwapokuna Treat. Centre	94	0	94	14	0	14
Kandakadu treatment Centre	365	0	365	41	0	41
Gallela treatment Centre	318	0	318	33	0	33
Punani treatment Centre	466	0	466	0	0	0
Embilipitiya treatment Centre	143	0	143	21	0	21
Kahagolla treat. Centre	260	0	260	30	0	30
Rehabilitation Centre Ampara	191	0	191	0	0	0
Kahawatta treat. Centre	18	0	18	4	0	4
Wathupitiwela Treat. Centre	85	0	85	17	0	17
Bingiriya treat. Centre	455	0	455	78	0	78
Rambukkana treat. Centre	284	0	284	37	0	37
Yakkala treatment Centre	89	0	89	10	0	10
Kopai treatment Centre	203	0	203	60	0	60
Karandeniya treatment Centre	129	0	129	13	0	13
Panideniya treat. Centre	325	0	325	68	0	68
Darga town treatment Centre	12	0	12	0	0	0
BH Warakapola	197	0	197	11	0	11
Krishnapuram Treatment Center -	156	0	156	13	0	13
Dambadeniya Treat. Centre	395	0	395	73	0	73
Hikkaduwa Treat. Centre	156	0	156	0	0	0
Weligama Treat. Centre	69	0	69	20	0	20
Giriulla Treat. Centre	309	0	309	55	0	55
Bidunwewa Treat. Centre	159	0	159	21	0	21
Koggala Beach Hotel	99	0	99	17	0	17
Habaraduwa treat. Centre	119	0	119	31	0	31
Hanthana treat. Centre	88	0	88	9	0	9
Kundasale treat. Centre	75	0	75	6	0	6
Punani Brandix treat. Rx Centre	129	0	129	26	0	26
ICC Kande Ela	44	0	44	2	0	2
ICC Bogawanthalawa	42	0	42	3	0	3
ICC Hardy Technical College	239	0	239	13	0	13
Naleemiah school ICC	128	0	128	16	0	16
Marathamunei ITC	70	0	70	18	0	18
Pasduwata ITC	286	0	286	46	0	46
Sripali Horana ITC	239	0	239	39	0	39
Gampola Youth Centre ITC	89	0	89	5	0	5
Gomarandadawala ITC	75	0	75	6	0	6
Pudukudiruppu ICC	105	0	105	3	0	3
Angunakopapelessa ICC	180	0	180	25	0	25
Citrus ICC	70	0	70	0	0	0
Kalawana ICC	79	0	79	13	0	13
Parathipuram ICC	89	0	89	2	0	2
Kadaikadu ICC	292	0	292	0	0	0
Murikandi ICC	65	0	65	0	0	0
Boossa Army camp ICC	192	0	192	23	0	23
STF Katukurunda ICC	115	0	115	0	0	0
Nilaweli ICC	88	0	88	4	0	4