



Epidemiology Unit

Ministry of Health & Indigenous Medical Services

231, De Saram Place, Colombo 10, Sri Lanka

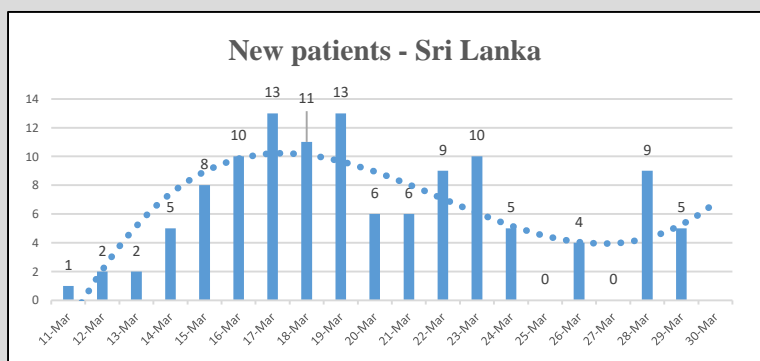
Tele: (+94 11) 2695112, 2681548, 4740490, 4740491, 4740492 Fax: (+94 11) 2696583 E-mail: chepid@slt.net.lk, epidunit@slt.net.lk Web: www.epid.gov.lk

Coronavirus disease 2019 (COVID-19) - Situation Report – 30.03.2020 – 10.00am

An outbreak of pneumonia of unknown reason was first reported on 31st December 2019 from Wuhan City in Hubei Province of China. On 7th Jan 2020, it was diagnosed as “Novel Corona Virus”. On 30/01, WHO has declared it as a Public Health Emergency of International Concern (PHEIC). On 11/02/2020 the WHO renamed the disease as COVID-19 and on 11/03/2020 declared as pandemic. The incubation period is reported as 2-14 days.

Local Situation

Total Number Confirmed	120*
Total Number Recovered	11
Total Number of Deaths	1
Confirmed and hospitalized - today 10am	108**
Suspected and hospitalized - today 10am	114#

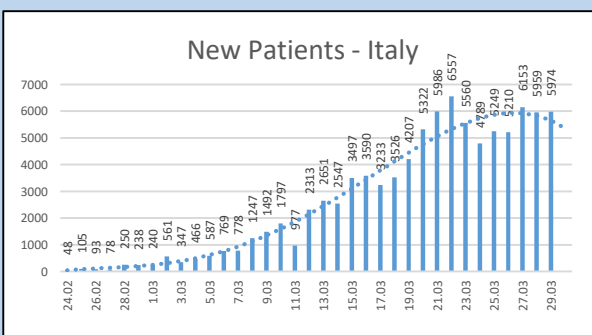
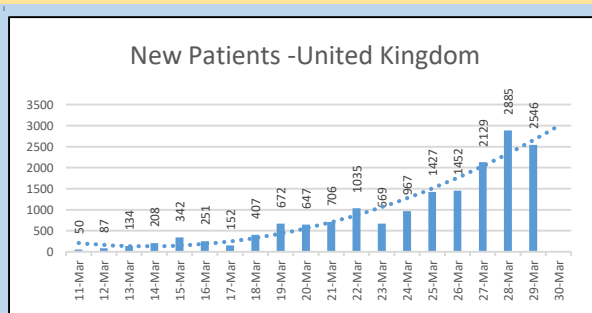
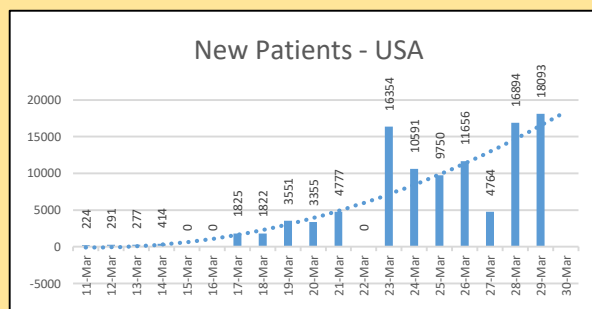
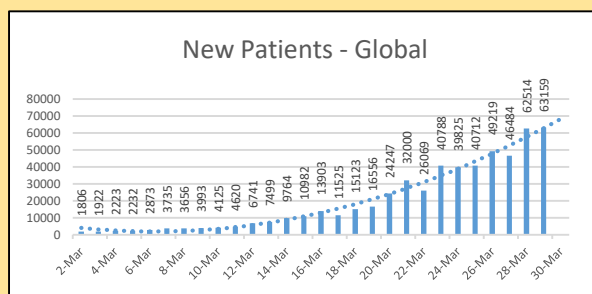


Details of COVID 19 diagnosed patients – Last 24H				
Number inward as at 28/03-10 am	COVID 19 Positive - last 24H	Recovered and discharged from the hospital - last 24H	Number of deaths - last 24H	Number inward as at 29/03-10 am
104	5	1	0	108**

Hospital distribution of COVID 19 diagnosed patients						
	Inward Today 10am			Discharged during last 24H		
	SL	Foreign	Total	SL	Foreign	Total
NIID	96	2	98	1	0	1
BH Welikanda	9	0	9	0	0	0
Colombo East Base Hospital	1	0	1	0	0	0
Total	106	2	108**	1	0	1

Global Situation

- 634,835 – Laboratory_confirmed cases
 - 29,957 - deaths
 - Patients from 201 countries/territories
- Ref. WHO situation report - 29/03/2020



**Total number of COVID -19 suspected patients –
114#**

Hospital	Cumulative			Today 10am		
	SL	Forei.	Total	SL	Forei.	Total
NIID	487	74	561	4	0	4
NHSL	133	7	140	8	0	8
TH Ragama	132	3	135	11	1	12
TH Karapitiya	137	17	154	2	1	3
TH A'pura	52	2	54	0	0	0
TH Kurun.	127	1	128	4	0	4
TH Jaffna	29	1	30	3	0	3
NH Kandy	70	6	76	4	0	4
TH Battico.	26	0	26	1	0	1
DGH Gampaha	124	4	128	6	0	6
DGH Negombo	151	13	164	4	0	4
TH Rathn.	86	0	86	3	0	3
PGH Badulla	27	1	28	1	0	1
LRH	29	0	29	0	0	0
DMH	9	0	9	0	0	0
DGH Polon'wa	73	6	79	4	0	4
TH Kalubowila	20	0	20	2	0	2
Castle St TH	9	0	9	0	0	0
BH Ham'thota	62	1	63	2	0	2
BH Mona'gala	26	0	26	3	0	3
BH Welikanda	44	1	45	20	1	21
DGH Kaluthara	107	0	107	3	0	3
Chest H. Welisara	6	0	6	2	0	2
Colombo East Base Hospital	1	0	1	1	0	1
BH Homagama	34	1	35	18	1	19
Dr Neville F. Ho	6	0	6	1	0	1
G.H. Chilaw	132	0	132	3	0	3
Total	Incorrect to total as transfers counts in both the institutions			110	4	114#

Source : Epidemiology Unit, Disease Surveillance System

District Distribution of Confirmed Patients

DISTRICT	Count
COLOMBO	29
KALUTARA	18
PUTTALAM	15
GAMPAHA	10
RATNAPURA	3
KURUNEGALA	1
GALLE	1
KEGALLE	1
BATTICOLOA	1
BADULLA	1
JAFFNA	1
MATARA	1
KANDY	1
MATALE	0
NUWARAEIYA	0
HAMBANTOTA	0
KILINCHCHI	0
MANNAR	0
VAVUNIA	0
MULLATIVU	0
AMPARA	0
TRINCOMALEE	0
ANURADHAPURA	0
POLONNARUWA	0
MONERAGALA	0
KALMUNAI	0
QUARANTINE CENTERS	34
FOREIGNERS	3
Total	120*