



Epidemiology Unit Ministry of Health

231, De Saram Place, Colombo 10, Sri Lanka

Tele: (+94 11) 2695112, 2681548, 4740490, 4740491, 4740492 Fax: (+94 11) 2696583 E-mail: chepid@slt.net.lk, epidunit@slt.net.lk Web: www.epid.gov.lk

Coronavirus disease 2019 (COVID-19) - Situation Report – 26.06.2021– 10 a.m.

An outbreak of pneumonia of unknown reason was first reported on 31st December 2019 from Wuhan City in Hubei Province of China. On 7th Jan 2020, it was diagnosed as “Novel Corona Virus”. On 30/01, WHO has declared it as a Public Health Emergency of International Concern (PHEIC). On 11/02/2020 the WHO renamed the disease as COVID-19 and on 11/03/2020 declared as pandemic. The incubation period is reported as 2-14 days.

Patients identified in last 24H		
Total Confirmed		1876
Returnees (+ close contacts) from other countries	Sri Lankans	17
	Foreigners	0
New Year Cluster		1839
Prison cluster		20

Details of COVID 19 diagnosed patients – Last 24H				
Number inward as at yesterday-10 am	COVID 19 Positive – last 24H	Discharged from the hospital – last 24H	Number of deaths reported – last 24H	Number inward/waiting to admit as at today-10 am
30568	1876	2172	48	30224

Local Situation



Total Number Confirmed		249926
Imported Cases (Returnees from other countries)	Foreigners	328
	Sri Lankans	4983
Local Cases	Navy & their close contacts	950
	Kandakadu cluster & their close contacts	651
	Minuwangoda Cluster	3059
	Fish Market\ Harbour Cluster	82785
	Prison cluster	6977
	New Year Cluster	149880
Others	313	

Total Number Confirmed	249926
Total Number Recovered	216840
Total Number of Deaths	2862
Hospitalized/waiting to admit – today 10 am	30224

Suspected and hospitalized – today 10 am	1398
---	-------------

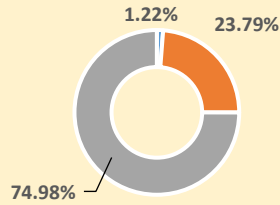
COVID-19 Vaccination	
Covishield Vaccine	No
1 st Dose	925242
2 nd Dose	372719
Sinopharm Vaccine	
1 st Dose	1502985
2 nd Dose	487893
Sputnik V	
1 st Dose	114795
2 nd Dose	14363

District	1 st	2 nd	3 rd	Total
Colombo	174	32123	28105	60402
Gampaha	51	18483	25154	43688
Kalutara	72	6986	20639	27697
Kandy	19	5710	7361	13090
Kurunagala	30	3191	10358	13579
Galle	4	2645	8153	10802
Ratnapura	9	3654	6407	10070
Matara	4	1544	4531	6079
Matale	5	1214	3695	4914
Nuwara Eliya	2	1259	5306	6567
Kegalle	10	1770	3140	4920
Jaffna	16	1441	3253	4710
Badulla	4	1358	3569	4931
Puttalam	39	1024	3132	4195
Anuradhapura	31	820	2643	3494
Hambantota	3	710	2273	2986
Trincomalee	4	651	2229	2884
Monaragala	6	545	1958	2509
Polonnaruwa	10	475	1610	2095
Ampara	9	498	1147	1654
Kalmunai	18	1296	536	1850
Batticaloa	1	699	1620	2320
Vavuniya	2	623	789	1414
Mullaitivu	0	278	714	992
Kilinochchi	0	250	927	1177
Mannar	0	379	418	797

COVID 19 Deaths	2862
	1661
	1201

Age distribution of deaths

- < 30
- 30-59
- >=60



Number of COVID -19 suspected patients - 1398

Hospital	Total suspected up to now			Today 10am		
	SL	Forei.	Total	SL	Forei.	Total
NIID	1476	76	1552	7	0	7
NHSL	49896	16	49912	90	0	90
TH Ragama	7886	5	7891	180	0	180
TH Karapitiya	2769	27	2796	88	0	88
TH A'pura	4280	2	4282	20	0	20
TH Kurun.	4131	1	4132	19	0	19
TH Jaffna	1019	2	1021	12	0	12
NH Kandy	2982	6	2988	11	0	11
TH Batti.	1271	0	1271	62	0	62
DGH Gampaha	2354	4	2358	95	0	95
DGH Negombo	3570	15	3585	92	0	92
TH Rathn.	2230	0	2230	73	0	73
PGH Badulla	1335	2	1337	19	0	19
LRH	799	0	799	24	0	24
DMH	2974	1	2975	19	0	19
DGH Polon'wa	3536	6	3542	10	0	10
TH Kalubowila	9827	5	9832	0	0	0
Castle St TH	1393	0	1393	0	0	0
BH Hambanthota	393	2	395	0	0	0
BH Mona'gala	1097	0	1097	6	0	6
BH Welikanda	69	1	70	0	0	0
DGH Kaluthara	4897	2	4899	174	0	174
Chest H. Welisara	3155	2	3157	15	0	15
Colombo East Base	416	0	416	6	0	6
G.H. Chilaw	8916	1	8917	23	0	23
G.H. Matara	241	2	243	0	0	0
KDU Hospital	21146	0	21146	32	0	32
G.H. Vavunia	451	0	451	-	-	-
B.H. Marawila	1036	1	1037	2	0	2
S.J.Pura TH	35578	2	35580	157	0	157
BH Theldeniya	176	0	176	4	0	4
BH Tangalle	249	1	250	6	0	6
NIMH	1647	0	1647	152	0	152
Total	Incorrect to total as transfers counts in both the			1398	0	1398

Source: Epidemiology Unit, Disease Surveillance System

