



## Epidemiology Unit

Ministry of Health & Indigenous Medical Services

231, De Saram Place, Colombo 10, Sri Lanka

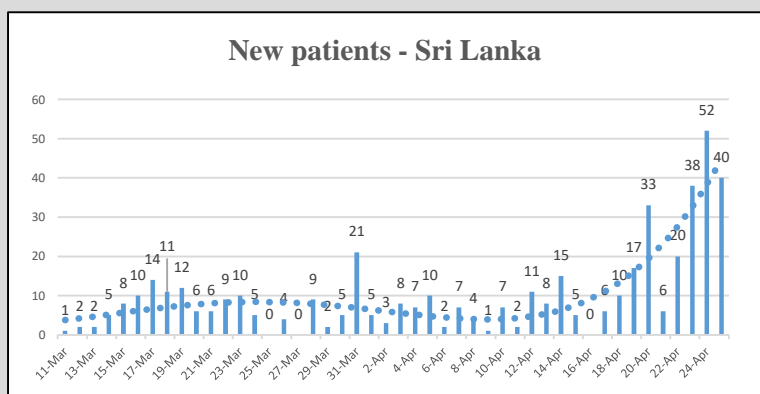
Tele: (+94 11) 2695112, 2681548, 4740490, 4740491, 4740492 Fax: (+94 11) 2696583 E-mail: [chepid@stnet.lk](mailto:chepid@stnet.lk), [epidunit@stnet.lk](mailto:epidunit@stnet.lk) Web: [www.epid.gov.lk](http://www.epid.gov.lk)

### Coronavirus disease 2019 (COVID-19) - Situation Report – 26.04.2020 – 10.00am

An outbreak of pneumonia of unknown reason was first reported on 31<sup>st</sup> December 2019 from Wuhan City in Hubei Province of China. On 7<sup>th</sup> Jan 2020, it was diagnosed as “Novel Corona Virus”. On 30/01, WHO has declared it as a Public Health Emergency of International Concern (PHEIC). On 11/02/2020 the WHO renamed the disease as COVID-19 and on 11/03/2020 declared as pandemic. The incubation period is reported as 2-14 days.

#### Local Situation

<b>Total Number Confirmed</b>	<b>460*</b>
<b>Total Number Recovered</b>	<b>120</b>
<b>Total Number of Deaths</b>	<b>7</b>
<b>Confirmed and hospitalized - today 10am</b>	<b>333**</b>
<b>Suspected and hospitalized - today 10am</b>	<b>273#</b>

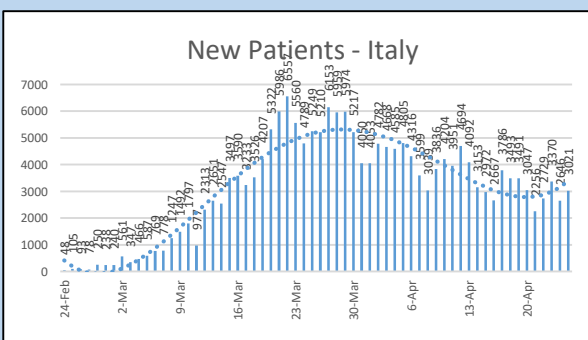
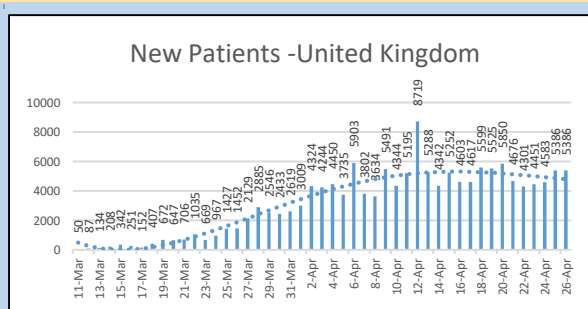
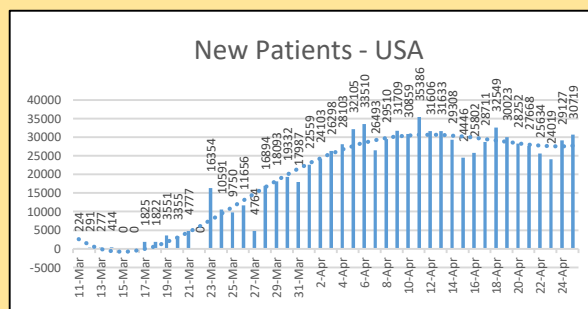
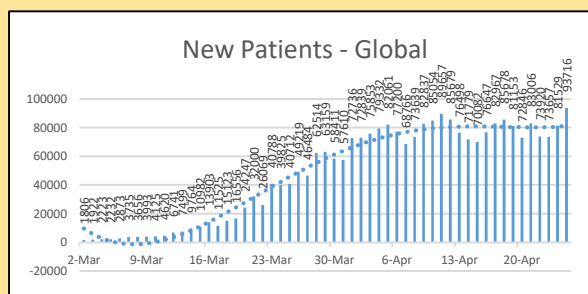


Details of COVID 19 diagnosed patients – Last 24H				
Number inward as at yesterday-10 am	COVID 19 Positive - last 24H	Recovered and discharged from the hospital - last 24H	Number of deaths - last 24H	Number inward as at today-10 am
297	40	4	0	333**

	Hospital distribution of COVID 19 diagnosed patients					
	Inward Today 10am			Discharged during last 24H		
	SL	Foreign	Total	SL	Foreign	Total
NIID	121	0	121	4	0	4
BH Welikanda	58	0	58	0	0	0
Colombo East Base Hospital	80	0	80	0	0	0
Iranawila Hospital	19	0	19	0	0	0
B.H. Kathankudi	55	0	55	0	0	0
<b>Total</b>	<b>333</b>	<b>0</b>	<b>333**</b>	<b>4</b>	<b>0</b>	<b>4</b>

#### Global Situation

- 2,719,897 – Laboratory\_confirmed cases
  - 187,705 - deaths
  - Patients from 213 countries/territories
- Ref. WHO situation report - 25/04/2020



### Number of COVID -19 suspected patients – 273 #

Hospital	Total suspected up to now			Today 10am		
	SL	Forei.	Total	SL	Forei.	Total
NIID	702	74	776	9	0	9
NHSL	368	11	379	11	0	11
TH Ragama	581	4	585	20	0	20
TH Karapitiya	263	17	280	5	0	5
TH A'pura	313	2	315	25	0	25
TH Kurun.	312	1	313	32	0	32
TH Jaffna	76	2	78	1	0	1
NH Kandy	141	6	147	6	0	6
TH Batti.	94	0	94	2	0	2
DGH Gampaha	291	4	295	11	0	11
DGH Negombo	526	13	539	10	0	10
TH Rathn.	242	0	242	27	0	27
PGH Badulla	53	1	54	5	0	5
LRH	53	0	53	0	0	0
DMH	48	0	48	12	0	12
DGH Polon'wa	183	6	189	6	0	6
TH Kalubowila	163	2	165	5	0	5
Castle St TH	69	0	69	2	0	2
BH Ham'thota	179	1	180	19	0	19
BH Mona'gala	102	0	102	7	0	7
BH Welikanda	57	1	58	2	0	2
DGH Kaluthara	373	0	373	24	0	24
Chest H. Welisara	21	0	21	0	0	0
Colombo East Base Hospital	16	0	16	2	0	2
BH Homagama	278	4	282	0	0	0
Dr Neville F. Ho	50	0	50	4	0	4
G.H. Chilaw	490	0	490	2	0	2
G.H. Matara	64	2	66	2	0	2
KDU Hospital	92	0	92	0	0	0
G.H. Vavunia	88	0	88	2	0	2
B.H. Marawila	85	0	85	2	0	2
S.J.Pura TH	420	1	421	15	0	15
B.H. Beruwala	8	0	8	0	0	0
B.H. Kathankudi	3	0	3	3	0	3
<b>Total</b>	Incorrect to total as transfers counts in both the institutions			<b>273</b>	<b>0</b>	<b>273#</b>

Source : Epidemiology Unit, Disease Surveillance System

### District Distribution of Confirmed Patients

HEALTH DISTRICT	Count
COLOMBO	154
KALUTARA	59
PUTTALAM	37
GAMPAHA	34
JAFFNA	16
KANDY	7
RATNAPURA	7
KURUNEGALA	12
KEGALLE	5
MATARA	2
KALMUNAI	2
BADULLA	2
ANURADHAPURA	4
GALLE	1
BATTICOLOA	1
VAVUNIA	1
MATALE	1
POLONNARUWA	1
MONERAGALA	2
NUWARAELIYA	0
HAMBANTOTA	0
KILINOCHCHI	0
MANNAR	0
MULLATIVU	0
AMPARA	0
TRINCOMALEE	0
QUARANTINE CENTERS	41
NAVAL BASE-WELISARA	68
FOREIGNERS	3
<b>Total</b>	<b>460*</b>