



Epidemiology Unit Ministry of Health

231, De Saram Place, Colombo 10, Sri Lanka

Tel: (+94 11) 2695112, 2681548, 4740490, 4740491, 4740492 Fax: (+94 11) 2696583 E-mail: chepid@slt.net.lk, epidunit@slt.net.lk Web: www.epid.gov.lk

Coronavirus disease 2019 (COVID-19) - Situation Report – 24.03.2021– 10 a.m.

An outbreak of pneumonia of unknown reason was first reported on 31st December 2019 from Wuhan City in Hubei Province of China. On 7th Jan 2020, it was diagnosed as “Novel Corona Virus”. On 30/01, WHO has declared it as a Public Health Emergency of International Concern (PHEIC). On 11/02/2020 the WHO renamed the disease as COVID-19 and on 11/03/2020 declared as pandemic. The incubation period is reported as 2-14 days.

Patients identified in last 24H		
Total Confirmed	251	
Returnees (+ close contacts) from other countries	Sri Lankans	23
	Foreigners	2
Kandakadu Rehab. Center detainees and their contacts	0	
Hospital samples (admitted with clinical signs/symptoms)	0	
Sub clusters related to Peliyagoda cluster	203	
Prison cluster	23	

Details of COVID 19 diagnosed patients – Last 24H				
Number inward as at yesterday-10 am	COVID 19 Positive - last 24H	Discharged from the hospital - last 24H	Number of deaths - last 24H	Number inward as at today-10 am
2657	251	324	1	2583

Local Situation

Total Number Confirmed		90765
Imported Cases (Returnees from other countries)	Foreigners	193
	Sri Lankans	2529
Local Cases	Navy & their close contacts	950
	Kandakadu cluster & their close contacts	651
	Sub clusters related to Minuwangoda/Peliyagoda/ Prison cluster	86129
	Others	313

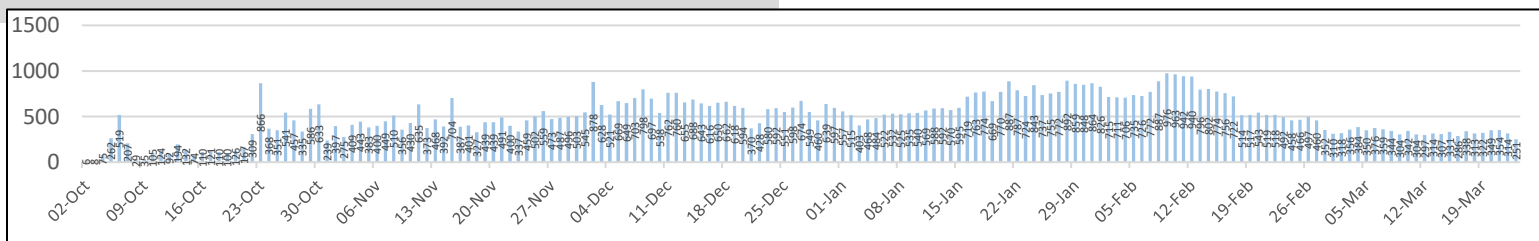
Total Number Confirmed		90765
Total Number Recovered		87630
Total Number of Deaths		552
Confirmed and hospitalized - today 10 am		2583

Suspected and hospitalized - today 10 am		435
---	--	------------

Country	Cumulative Cases per 1 million population	COVID-19 deaths per 1 million population
Sri Lanka	4163	25
India	8405	116
Singapore	10287	5
Australia	1145	36
South East Asian Region	7016	106


HEALTH DISTRICT	Count
COLOMBO	29389
GAMPAHA	18116
PUTTALAM	1218
KALUTARA	6574
ANURADHAPURA	582
KANDY	4165
KURUNEGALA	2548
POLONNARUWA	234
JAFFNA	475
RATNAPURA	2776
KEGALLE	1667
MONERAGALA	576
KALMUNAI	1287
MATALE	1029
GALLE	2445
AMPARA	305
BADULLA	1476
MATARA	1742
BATTICOLOA	582
HAMBANTOTA	667
VAVUNIA	405
TRINCOMALEE	527
NUWARAELIYA	1321
KILINOCHCHI	125
MANNAR	278
MULLATIVU	7

Note: Considered only the individuals who contracted the disease from the districts



COVID 19 Deaths

552



341

211

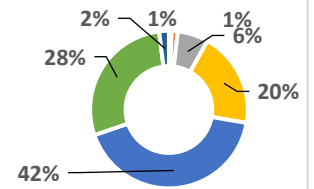
Number of COVID -19 suspected patients - 435

Hospital	Total suspected up to now			Today 10am		
	SL	Forei.	Total	SL	Forei.	Total
NIID	1328	76	1404	4	0	4
NHSL	29256	16	29272	4	0	4
TH Ragama	3886	5	3891	16	0	16
TH Karapitiya	1107	27	1134	7	0	7
TH A'pura	2656	2	2658	9	0	9
TH Kurun.	2027	1	2028	23	0	23
TH Jaffna	486	2	488	3	0	3
NH Kandy	1847	6	1853	9	0	9
TH Batti.	638	0	638	7	0	7
DGH Gampaha	1150	4	1154	0	0	0
DGH Negombo	2443	15	2458	8	0	8
TH Rathn.	1083	0	1083	3	0	3
PGH Badulla	484	2	486	5	0	5
LRH	476	0	476	3	0	3
DMH	2585	1	2586	2	0	2
DGH Polon'wa	1985	6	1991	0	0	0
TH Kalubowila	1947	5	1952	5	0	5
Castle St TH	796	0	796	0	0	0
BH Hambanthota	385	2	387	0	0	0
BH Mona'gala	611	0	611	3	0	3
BH Welikanda	69	1	70	0	0	0
DGH Kaluthara	1490	2	1492	5	0	5
Chest H. Welisara	2084	2	2086	24	0	24
Colombo East Base Hospital	303	0	303	6	0	6
G.H. Chilaw	6951	1	6952	12	0	12
G.H. Matara	241	2	243	0	0	0
KDU Hospital	13538	0	13538	83	0	83
G.H. Vavunia	354	0	354	3	0	3
B.H. Marawila	683	1	684	2	0	2
S.J.Pura TH	16860	2	16862	150	0	150
BH Theldeniya	149	0	149	4	0	4
BH Tangalle	83	1	84	0	0	0
NIMH	946	0	946	35	0	35
Total	Incorrect to total as transfers counts in both the institutions			435	0	435

Source: Epidemiology Unit, Disease Surveillance System

Age distribution of deaths

- < 15
- 16 - 30
- 31 - 45
- 46 - 60
- 61 - 75
- 76 - 90



Hospital distribution of COVID 19 diagnosed patients

	Inward Today 10am			Discharged during last 24H		
	SL	Foreign	Total	SL	Foreign	Total
NIID	83	0	83	7	0	7
BH Welikanda	20	0	20	16	0	16
Iranawila Hospital	12	0	12	3	0	3
BH Minuwangoda	4	0	4	0	0	0
Colombo East Base Hospital	47	0	47	3	0	3
TH Anuradhapura	22	0	22	5	0	5
Neville F' do hospital	111	0	111	17	0	17
DGH Hambanthota	55	0	55	18	0	18
DH Rambukkana	1	0	1	0	0	0
Kamburugamuwa	53	0	53	0	0	0
Kathankudy Hospital	7	0	7	0	0	0
BH Theldeniya	23	0	23	3	0	3
BH Homagama	64	0	64	2	0	2
BH Galgamuwa	0	0	0	0	0	0
DH Abanpola	27	0	27	0	0	0
DH Lunawa	62	0	62	2	0	2
DH Ingiriya	9	0	9	2	0	2
DH Kosgama	10	0	10	3	0	3
DH Dankotuwa	37	0	37	2	0	2
DH Divulapitiya	49	0	49	15	0	15
DH Laggala Pallegama	62	0	62	17	0	17
DH Dompe	33	0	33	6	0	6
DH Pimbura	31	0	31	3	0	3
DH Karadiyanaru	28	0	28	2	0	2
DH Radawana	11	0	11	5	0	5
Ichchilampattu Hospital	62	0	62	2	0	2
DH Padiyathalawa	0	0	0	0	0	0
NHRD (Welisara)	0	0	0	0	0	0
DH Palamune	21	0	21	0	0	0
DH Undugoda	0	0	0	0	0	0
DH Narammala	21	0	21	2	0	2
DH Ithhepana	12	0	12	0	0	0
DH Mathugama	12	0	12	0	0	0
DH Bandaragama	15	0	15	2	0	2
DH Nochchiyagama	14	0	14	0	0	0
DH Nawagamuwa	8	0	8	0	0	0
DH Bandarawela	0	0	0	0	0	0
DH Haguranketha	6	0	6	1	0	1
Army Hospital Panagoda	4	0	4	0	0	0
SLAF BH Katunayake	2	0	2	0	0	0
NIMH	8	0	8	0	0	0
Kandakadu treatment Centre	0	0	0	0	0	0
Gallela treatment Centre	0	0	0	0	0	0
Punani treatment Centre	40	0	40	46	0	46
Embilipitiya treatment Centre	129	0	129	15	0	15
Kahagolla treat. Centre	74	0	74	2	0	2
Samanalawewa treatment Centre	0	0	0	0	0	0
Rehabilitation Centre Ampara	11	0	11	5	0	5
Kahawatta treat. Centre	27	0	27	0	0	0
Wathupitiwela Treat. Centre	53	0	53	9	0	9
Bingiriya treat. Centre	70	0	70	10	0	10
Rambukkana treat. Centre	81	0	81	0	0	0
Polgolla treatment Centre	45	0	45	1	0	1
Yakkala treatment Centre	59	0	59	23	0	23
Kopai treatment Centre	101	0	101	6	0	6
Police training school Kalutara	0	0	0	0	0	0
Karadeniya treatment Centre	34	0	34	5	0	5
Panideniya treat. Centre	50	0	50	9	0	9
Darga town treatment Centre	15	0	15	0	0	0
BH Warakapola	68	0	68	40	0	40
Krishnapuram Treatment Center - Kilinochchi	114	0	114	4	0	4
Dambadeniya Treat. Centre	51	0	51	1	0	1
Hikkaduwa Treat. Centre	63	0	63	2	0	2
Weligama Treat. Centre	6	0	6	0	0	0
Giriulla Treat. Centre	22	0	22	5	0	5
Bidunwewa Treat. Centre	29	0	29	1	0	1
Koggala Beach Hotel	22	1	23	2	0	2
Hikkaduwa Super Corel-ICC	3	0	3	0	0	0
Habaraduwa treat. Centre	0	0	0	0	0	0