



## Epidemiology Unit

Ministry of Health & Indigenous Medical Services

231, De Saram Place, Colombo 10, Sri Lanka

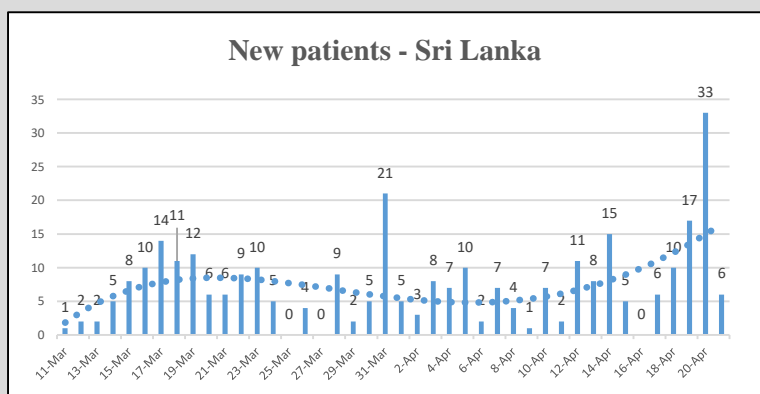
Tele: (+94 11) 2695112, 2681548, 4740490, 4740491, 4740492 Fax: (+94 11) 2696583 E-mail: [chepid@stnet.lk](mailto:chepid@stnet.lk), [epidunit@stnet.lk](mailto:epidunit@stnet.lk) Web: [www.epid.gov.lk](http://www.epid.gov.lk)

### Coronavirus disease 2019 (COVID-19) - Situation Report – 22.04.2020 – 10.00am

An outbreak of pneumonia of unknown reason was first reported on 31<sup>st</sup> December 2019 from Wuhan City in Hubei Province of China. On 7<sup>th</sup> Jan 2020, it was diagnosed as “Novel Corona Virus”. On 30/01, WHO has declared it as a Public Health Emergency of International Concern (PHEIC). On 11/02/2020 the WHO renamed the disease as COVID-19 and on 11/03/2020 declared as pandemic. The incubation period is reported as 2-14 days.

#### Local Situation

<b>Total Number Confirmed</b>	<b>310*</b>
<b>Total Number Recovered</b>	<b>104</b>
<b>Total Number of Deaths</b>	<b>7</b>
<b>Confirmed and hospitalized - today 10am</b>	<b>199**</b>
<b>Suspected and hospitalized - today 10am</b>	<b>148#</b>

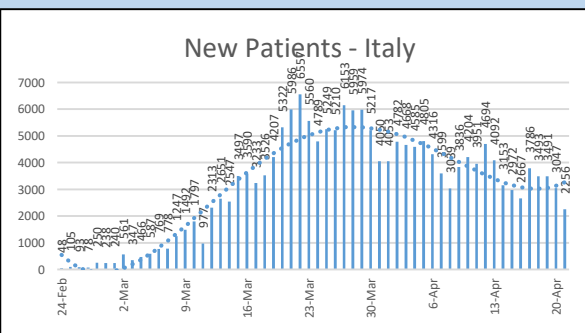
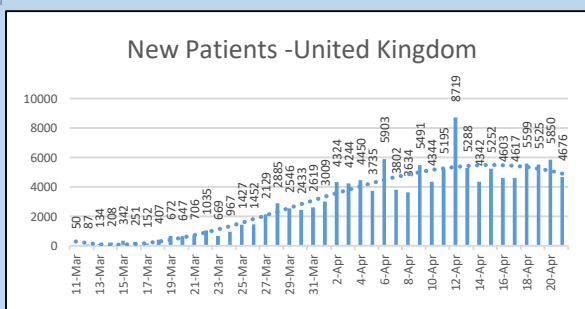
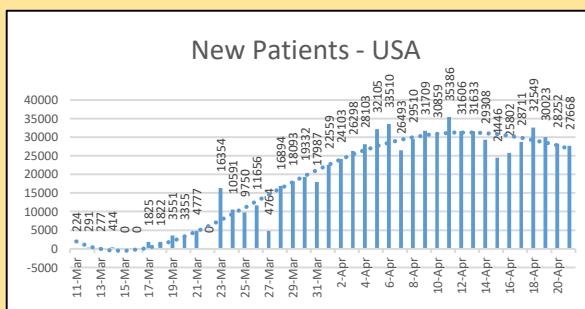
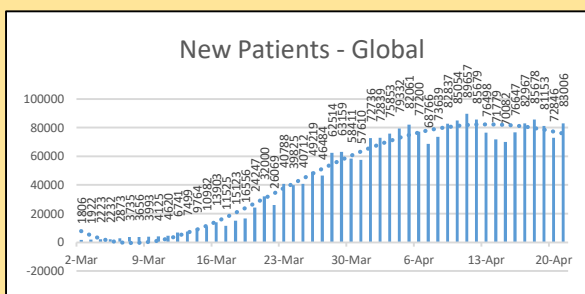


Details of COVID 19 diagnosed patients – Last 24H				
Number inward as at yesterday-10 am	COVID 19 Positive - last 24H	Recovered and discharged from the hospital - last 24H	Number of deaths - last 24H	Number inward as at today-10 am
197	6	4	0	199**

	Hospital distribution of COVID 19 diagnosed patients					
	Inward Today 10am			Discharged during last 24H		
	SL	Foreign	Total	SL	Foreign	Total
NIID	93	0	93	2	0	2
BH Welikanda	36	0	36	2	0	2
Colombo East Base Hospital	20	0	20	0	0	0
Iranawila Hospital	18	0	18	0	0	0
B.H. Kathankudi	30	0	30	0	0	0
In the process of sending	2	0	2			
<b>Total</b>	<b>199</b>	<b>0</b>	<b>199**</b>	<b>4</b>	<b>0</b>	<b>4</b>

#### Global Situation

- 2,397,216 – Laboratory\_confirmed cases
  - 162,956 - deaths
  - Patients from 213 countries/territories
- Ref. WHO situation report - 21/04/2020



### Number of COVID -19 suspected patients –148#

Hospital	Total suspected up to now			Today 10am		
	SL	Forei.	Total	SL	Forei.	Total
NIID	651	74	725	6	0	6
NHSL	327	11	338	10	0	10
TH Ragama	506	4	510	20	0	20
TH Karapitiya	243	17	260	0	0	0
TH A'pura	234	2	236	7	0	7
TH Kurun.	251	1	252	4	0	4
TH Jaffna	69	2	71	0	0	0
NH Kandy	124	6	130	1	0	1
TH Batti.	87	0	87	4	0	4
DGH Gampaha	255	4	259	6	0	6
DGH Negombo	465	13	478	15	0	15
TH Rathn.	192	0	192	2	0	2
PGH Badulla	43	1	44	1	0	1
LRH	51	0	51	3	0	3
DMH	39	0	39	2	0	2
DGH Polon'wa	162	6	168	5	0	5
TH Kalubowila	145	2	147	2	0	2
Castle St TH	54	0	54	1	0	1
BH Ham'thota	137	1	138	2	0	2
BH Mona'gala	67	0	67	1	0	1
BH Welikanda	52	1	53	4	0	4
DGH Kaluthara	323	0	323	8	0	8
Chest H. Welisara	19	0	19	0	0	0
Colombo East Base Hospital	16	0	16	2	0	2
BH Homagama	241	4	245	24	0	24
Dr Neville F. Ho	47	0	47	0	0	0
G.H. Chilaw	443	0	443	2	0	2
G.H. Matara	61	2	63	0	0	0
KDU Hospital	47	0	47	1	0	1
G.H. Vavunia	77	0	77	2	0	2
B.H. Marawila	70	0	70	2	0	2
S.J.Pura TH	365	1	366	9	0	9
B.H. Beruwala	8	0	8	0	0	0
B.H. Kathankudi	2	0	2	2	0	2
<b>Total</b>	Incorrect to total as transfers counts in both the institutions			<b>148</b>	<b>0</b>	<b>148#</b>

Source : Epidemiology Unit, Disease Surveillance System

### District Distribution of Confirmed Patients

HEALTH DISTRICT	Count
COLOMBO	115
KALUTARA	45
PUTTALAM	35
GAMPAHA	32
JAFFNA	16
KANDY	7
RATNAPURA	5
KEGALLE	4
KURUNEGALA	2
MATARA	2
KALMUNAI	2
GALLE	1
BATTICOLOA	1
BADULLA	1
VAVUNIA	1
MATALE	0
NUWARAELIYA	0
HAMBANTOTA	0
KILINCHCHI	0
MANNAR	0
MULLATIVU	0
AMPARA	0
TRINCOMALEE	0
ANURADHAPURA	0
POLONNARUWA	0
MONERAGALA	0
QUARANTINE CENTERS	38
FOREIGNERS	3
<b>Total</b>	<b>310*</b>