



Epidemiology Unit Ministry of Health

231, De Saram Place, Colombo 10, Sri Lanka

Tele: (+94 11) 2695112, 2681548, 4740490, 4740491, 4740492 Fax: (+94 11) 2696583 E-mail: chepid@slt.net.lk, epidunit@slt.net.lk Web: www.epid.gov.lk

Coronavirus disease 2019 (COVID-19) - Situation Report – 21.05.2021– 10 a.m.

An outbreak of pneumonia of unknown reason was first reported on 31st December 2019 from Wuhan City in Hubei Province of China. On 7th Jan 2020, it was diagnosed as “Novel Corona Virus”. On 30/01, WHO has declared it as a Public Health Emergency of International Concern (PHEIC). On 11/02/2020 the WHO renamed the disease as COVID-19 and on 11/03/2020 declared as pandemic. The incubation period is reported as 2-14 days.

Patients identified in last 24H		
Total Confirmed	3443	
Returnees (+ close contacts) from other countries	Sri Lankans	2
	Foreigners	0
Kandakadu Rehab. Center detainees and their contacts	0	
Hospital samples (admitted with clinical signs/symptoms)	0	
New Year Cluster	3299	
Prison cluster	142	

Details of COVID 19 diagnosed patients – Last 24H				
Number inward as at yesterday-10 am	COVID 19 Positive - last 24H	Discharged from the hospital - last 24H	Number of deaths - last 24H	Number inward as at today-10 am
26760	3443	1828	38	28337

Local Situation

Total Number Confirmed		154786
Imported Cases (Returnees from other countries)	Foreigners	316
	Sri Lankans	4150
Local Cases	Navy & their close contacts	950
	Kandakadu cluster & their close contacts	651
	Minuwangoda Cluster	3059
	Fish Market\ Harbour Cluster	82785
	Prison cluster	5438
	New Year Cluster	57124
Others	313	

Total Number Confirmed	154786
Total Number Recovered	125360
Total Number of Deaths	1089
Confirmed and hospitalized - today 10 am	28337

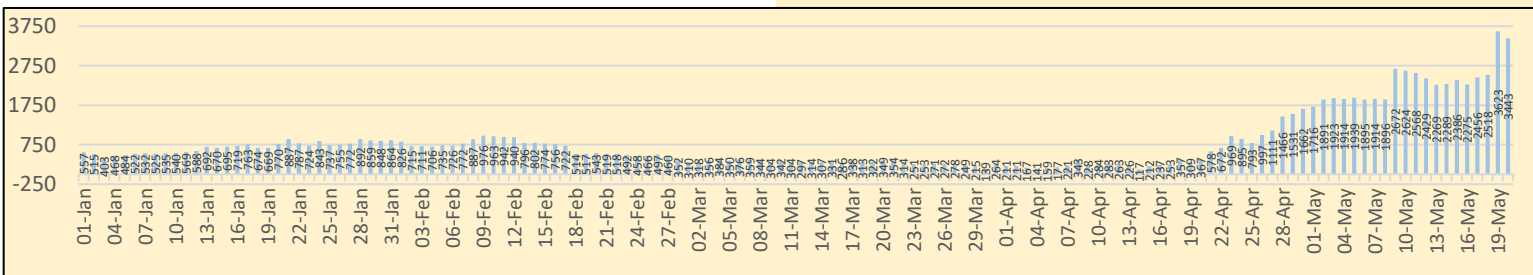
Suspected and hospitalized - today 10 am	1772
---	-------------



COVID-19 Vaccination	1 st Dose	2 nd Dose
Covishield Vaccine	925242	313699
Sinopharm Vaccine	485373	2435
Sputnik V	14941	-

Country	Cumulative Cases per 1 million population	COVID-19 deaths per 1 million population
Sri Lanka	7100	49
India	17887	196
Singapore	10751	5.4
Australia	1178	36
South East Asian Region	13893	168

HEALTH DISTRICT	Count
COLOMBO	43195
GAMPAHA	28990
KALUTARA	13024
KURUNEGALA	7605
KANDY	6193
RATNAPURA	4898
GALLE	5116
MATARA	3366
MATALE	2965
PUTTALAM	2636
NUWARAELIYA	2786
BADULLA	2440
KEGALLE	2061
JAFFNA	2077
KALMUNAI	1339
MONERAGALA	1811
HAMBANTOTA	1746
ANURADHAPURA	1376
TRINCOMALEE	962
BATTICOLOA	736
VAVUNIA	565
POLONNARUWA	630
AMPARA	606
MANNAR	366
KILINOCHCHI	364
MULLATIVU	198

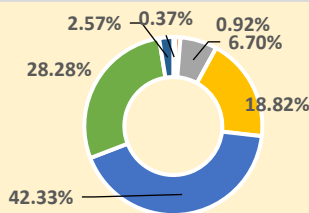
Note: Considered only the individuals who contracted the disease from the districts



COVID 19 Deaths	1089
	662
	427

Age distribution of deaths

- < 15
- 16 - 30
- 31 - 45
- 46 - 60
- 61 - 75
- 76 - 90
- >90



Number of COVID -19 suspected patients - 1772

Hospital	Total suspected up to now			Today 10am		
	SL	Forei.	Total	SL	Forei.	Total
NIID	1410	76	1486	8	0	8
NHSL	45622	16	45638	158	0	158
TH Ragama	5732	5	5737	167	0	167
TH Karapitiya	1995	27	2022	120	0	120
TH A'pura	3425	2	3427	38	0	38
TH Kurun.	3098	1	3099	91	0	91
TH Jaffna	733	2	735	7	0	7
NH Kandy	2536	6	2542	130	0	130
TH Batti.	906	0	906	54	0	54
DGH Gampaha	1745	4	1749	73	0	73
DGH Negombo	2996	15	3011	67	0	67
TH Rathn.	1591	0	1591	75	0	75
PGH Badulla	915	2	917	41	0	41
LRH	579	0	579	3	0	3
DMH	2830	1	2831	14	0	14
DGH Polon'wa	3108	6	3114	18	0	18
TH Kalubowila	3269	5	3274	9	0	9
Castle St TH	864	0	864	12	0	12
BH Hambanthota	385	2	387	0	0	0
BH Mona'gala	957	0	957	17	0	17
BH Welikanda	69	1	70	0	0	0
DGH Kaluthara	2594	2	2596	138	0	138
Chest H. Welisara	2867	2	2869	45	0	45
Colombo East Base	367	0	367	5	0	5
G.H. Chilaw	8366	1	8367	32	0	32
G.H. Matara	241	2	243	0	0	0
KDU Hospital	19524	0	19524	102	0	102
G.H. Vavunia	408	0	408	14	0	14
B.H. Marawila	880	1	881	6	0	6
S.J.Pura TH	28940	2	28942	256	0	256
BH Theldeniya	171	0	171	6	0	6
BH Tangalle	213	1	214	19	0	19
NIMH	1326	0	1326	47	0	47
Total	Incorrect to total as transfers counts in both the		1772	0	1772	

Source: Epidemiology Unit, Disease Surveillance System

Hospital distribution of COVID 19 diagnosed patients

	Inward Today 10am			Discharged during last		
	SL	Forei	Total	SL	Foreig	Total
NIID	168	0	168	12	0	12
BH Welikanda	59	0	59	7	0	7
Iranawila Hospital	92	0	92	2	0	2
BH Minuwangoda	51	0	51	6	0	6
Colombo East Base Hospital	101	0	101	3	0	3
TH Anuradhapura	39	0	39	0	0	0
Neville F'do hospital	488	0	488	55	0	55
DGH Hambanthota	186	0	186	13	0	13
DH Rambukkana	47	0	47	10	0	10
Kamburugamuwa	218	0	218	30	0	30
Kathankudy Hospital	102	0	102	7	0	7
BH Theldeniya	118	0	118	7	0	7
BH Homagama	160	0	160	16	0	16
BH Galgamuwa	0	0	0	0	0	0
BH Hingurakgoda	205	0	205	19	0	19
BH Galenbidunawewa	61	0	61	0	0	0
BH Kebithigollewa	42	0	42	4	0	4
BH Beruwala	148	0	148	0	0	0
DH Abanpola	44	0	44	4	0	4
DH Lunawa	104	0	104	0	0	0
DH Ingriya	40	0	40	0	0	0
DH Kosgama	51	0	51	23	0	23
DH Dankotuwa	65	0	65	5	0	5
DH Divulapitiya	75	0	75	10	0	10
DH Laggala Pallegama	98	0	98	19	0	19
DH Dompe	31	0	31	3	0	3
DH Pimbura	60	0	60	10	0	10
DH Karadiyanaru	98	0	98	0	0	0
DH Radawana	34	0	34	3	0	3
Ichchilampattu Hospital	41	0	41	19	0	19
DH Padiyathalawa	39	0	39	0	0	0
NHRD (Welisara)	26	0	26	2	0	2
DH Palamune	69	0	69	24	0	24
DH Undugoda	110	0	110	15	0	15
DH Narammala	59	0	59	0	0	0
DH Itthepana	29	0	29	3	0	3
DH Mathugama	61	0	61	0	0	0
DH Bandaragama	34	0	34	4	0	4
DH Nochchiyagama	34	0	34	8	0	8
DH Nawagamuwa	36	0	36	0	0	0
DH Bandarawela	51	0	51	0	0	0
DH Haguranketha	27	0	27	2	0	2
DH Beligala	56	0	56	16	0	16
DH Katugasthota	27	0	27	2	0	2
DH Wattegama	23	0	23	1	0	1
DH Walapane	76	0	76	7	0	7
DH Damana	42	0	42	10	0	10
DH Deyyandara	20	0	20	0	0	0
DH Medagama	65	0	65	5	0	5
DH Pallegama	33	0	33	3	0	3
DH Wethara	46	0	46	7	0	7
DH Kithulgala	63	0	63	12	0	12
DH Kuchcheweli	70	0	70	7	0	7
DH Thammannawa	67	0	67	0	0	0
DH Middeniya	27	0	27	2	0	2
DH Ambalanthota	80	0	80	9	0	9
Army Hospital Panagoda	83	0	83	5	0	5
SLAF BH Katunayake	52	0	52	11	0	11
NIMH	21	0	21	1	0	1
Ayurweda hospital Rajagiriya	72	0	72	0	0	0
Galuwapokuna Treat. Centre	94	0	94	15	0	15
Kandakadu treatment Centre	347	0	347	58	0	58
Gallela treatment Centre	396	0	396	3	0	3
Punani treatment Centre	570	0	570	135	0	135
Erbilipitiya treatment Centre	120	0	120	0	0	0
Kahagolla treat. Centre	157	0	157	11	0	11
Samanalawewa treatment Centre	0	0	0	0	0	0
Rehabilitation Centre Ampara	172	0	172	25	0	25
Kahawatta treat. Centre	210	0	210	101	0	101
Wathupitiwela Treat. Centre	114	0	114	12	0	12
Bingiriya treat. Centre	577	0	577	122	0	122
Rambukkana treat. Centre	285	0	285	45	0	45
Polgolla treatment Centre	0	0	0	0	0	0
Yakkala treatment Centre	109	0	109	7	0	7
Kopai treatment Centre	201	0	201	10	0	10
Police training school Kalutara	0	0	0	0	0	0
Karandeniya treatment Centre	115	0	115	0	0	0
Panideniya treat. Centre	322	0	322	31	0	31
Darga town treatment Centre	12	0	12	78	0	78
BH Warakapola	56	0	56	20	0	20
Krishnapuram Treatment Center	108	0	108	13	0	13
Dambadeniya Treat. Centre	469	0	469	114	0	114
Hikkaduwa Treat. Centre	145	0	145	65	0	65
Weligama Treat. Centre	76	0	76	25	0	25
Giriulla Treat. Centre	337	0	337	52	0	52
Bidunwewa Treat. Centre	112	0	112	42	0	42
Koggala Beach Hotel	178	0	178	29	0	29
Hikkaduwa Super Corel-ICC	0	0	0	0	0	0
Habaraduwa treat. Centre	112	0	112	33	0	33
Hanthana treat. Centre	33	0	33	6	0	6
Kundasale treat. Centre	47	0	47	1	0	1
Punani Brandix treat. Rx Centre	142	0	142	22	0	22
ICC Kande Ela	26	0	26	76	0	76
ICC Bogawanthalawa	51	0	51	7	0	7
ICC Hardy Technical College	49	0	49	0	0	0
Naleemiah school ICC	225	0	225	53	0	53
Marathamunel ITC	67	0	67	19	0	19
Pasdunrata ITC	323	0	323	27	0	27
Sripali Horana ITC	220	0	220	90	0	90
Gampola Youth Centre ITC	95	0	95	5	0	5
Gomarandadawala ITC	87	0	87	0	0	0
Pudukudiruppu ICC	345	0	345	6	0	6
Angunakopapelessa ICC	216	0	216	13	0	13
Kirama ICC	20	0	20	0	0	0
Parathipuram ICC	58	0	58	13	0	13
Kadaikadu ICC	339	0	339	1	0	1
Murikandi ICC	294	0	294	0	0	0