



Epidemiology Unit

Ministry of Health & Indigenous Medical Services

231, De Saram Place, Colombo 10, Sri Lanka

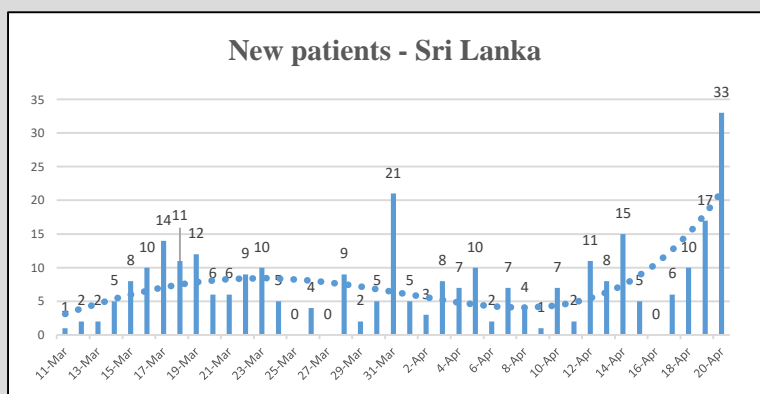
Tele: (+94 11) 2695112, 2681548, 4740490, 4740491, 4740492 Fax: (+94 11) 2696583 E-mail: chepid@stnet.lk, epidunit@stnet.lk Web: www.epid.gov.lk

Coronavirus disease 2019 (COVID-19) - Situation Report – 21.04.2020 – 10.00am

An outbreak of pneumonia of unknown reason was first reported on 31st December 2019 from Wuhan City in Hubei Province of China. On 7th Jan 2020, it was diagnosed as “Novel Corona Virus”. On 30/01, WHO has declared it as a Public Health Emergency of International Concern (PHEIC). On 11/02/2020 the WHO renamed the disease as COVID-19 and on 11/03/2020 declared as pandemic. The incubation period is reported as 2-14 days.

Local Situation

Total Number Confirmed	304*
Total Number Recovered	100
Total Number of Deaths	7
Confirmed and hospitalized - today 10am	197**
Suspected and hospitalized - today 10am	158#

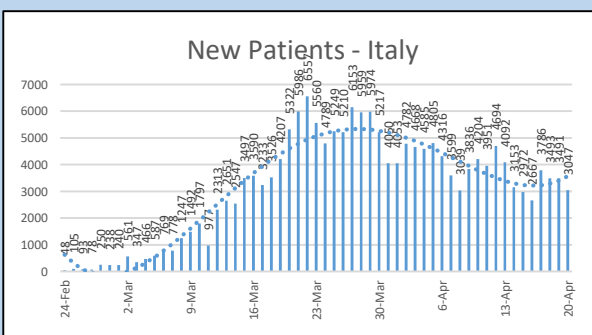
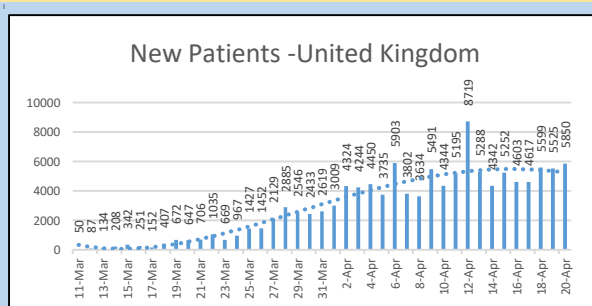
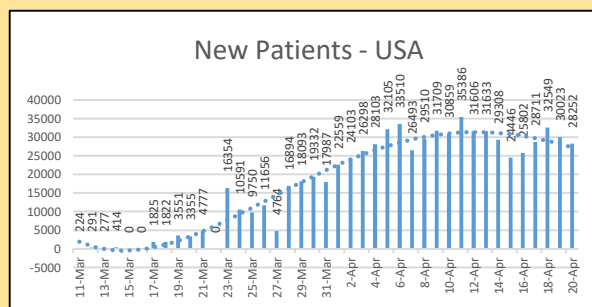
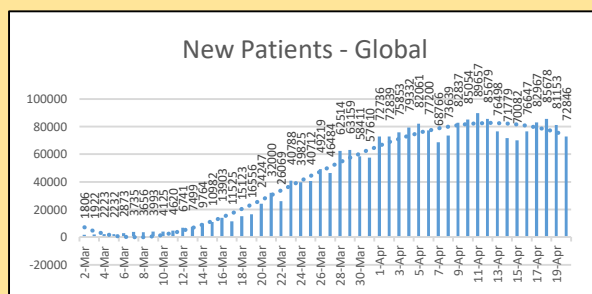


Details of COVID 19 diagnosed patients – Last 24H				
Number inward as at yesterday-10 am	COVID 19 Positive - last 24H	Recovered and discharged from the hospital - last 24H	Number of deaths - last 24H	Number inward as at today-10 am
167	33	3	0	197**

	Hospital distribution of COVID 19 diagnosed patients					
	Inward Today 10am			Discharged during last 24H		
	SL	Foreign	Total	SL	Foreign	Total
NIID	92	0	92	0	0	0
BH Welikanda	36	0	36	1	0	1
Colombo East Base Hospital	19	0	19	2	0	2
Iranawila Hospital	18	0	18	0	0	0
B.H. Kathankudi	30	0	30	0	0	0
In the process of sending	2	0	2			
Total	197	0	197**	3	0	3

Global Situation

- 2,314,621 – Laboratory_confirmed cases
 - 157,844 - deaths
 - Patients from 213 countries/territories
- Ref. WHO situation report - 20/04/2020



Number of COVID -19 suspected patients –158#

Hospital	Total suspected up to now			Today 10am		
	SL	Forei.	Total	SL	Forei.	Total
NIID	644	74	718	9	0	9
NHSL	317	11	328	13	0	13
TH Ragama	490	4	494	31	0	31
TH Karapitiya	239	17	256	0	0	0
TH A'pura	225	2	227	7	0	7
TH Kurun.	248	1	249	10	0	10
TH Jaffna	69	2	71	0	0	0
NH Kandy	123	6	129	5	0	5
TH Batti.	83	0	83	1	0	1
DGH Gampaha	250	4	254	3	0	3
DGH Negombo	447	13	460	9	0	9
TH Rathn.	190	0	190	2	0	2
PGH Badulla	42	1	43	0	0	0
LRH	48	0	48	2	0	2
DMH	37	0	37	1	0	1
DGH Polon'wa	157	6	163	2	0	2
TH Kalubowila	138	2	140	3	0	3
Castle St TH	51	0	51	1	0	1
BH Ham'thota	136	1	137	2	0	2
BH Mona'gala	66	0	66	1	0	1
BH Welikanda	52	1	53	1	0	1
DGH Kaluthara	315	0	315	8	0	8
Chest H. Welisara	19	0	19	1	0	1
Colombo East Base Hospital	16	0	16	2	0	2
BH Homagama	232	4	236	19	0	19
Dr Neville F. Ho	47	0	47	2	0	2
G.H. Chilaw	424	0	424	1	0	1
G.H. Matara	60	2	62	1	0	1
KDU Hospital	41	0	41	0	0	0
G.H. Vavunia	74	0	74	0	0	0
B.H. Marawila	68	0	68	1	0	1
S.J.Pura TH	356	1	357	17	0	17
B.H. Beruwala	8	0	8	1	0	1
B.H. Kathankudi	2	0	2	2	0	2
Total	Incorrect to total as transfers counts in both the institutions			158	0	158#

Source : Epidemiology Unit, Disease Surveillance System

District Distribution of Confirmed Patients

HEALTH DISTRICT	Count
COLOMBO	110
KALUTARA	45
PUTTALAM	35
GAMPAHA	32
JAFFNA	16
KANDY	7
RATNAPURA	5
KURUNEGALA	2
MATARA	2
KALMUNAI	2
KEGALLE	3
GALLE	1
BATTICOLOA	1
BADULLA	1
VAVUNIA	1
MATALE	0
NUWARAELIYA	0
HAMBANTOTA	0
KILINCHCHI	0
MANNAR	0
MULLATIVU	0
AMPARA	0
TRINCOMALEE	0
ANURADHAPURA	0
POLONNARUWA	0
MONERAGALA	0
QUARANTINE CENTERS	38
FOREIGNERS	3
Total	304*