



Epidemiology Unit Ministry of Health

231, De Saram Place, Colombo 10, Sri Lanka

Tele: (+94 11) 2695112, 2681548, 4740490, 4740491, 4740492 Fax: (+94 11) 2696583 E-mail: chepid@slt.net.lk, epidunit@slt.net.lk Web: www.epid.gov.lk

Coronavirus disease 2019 (COVID-19) - Situation Report – 19.04.2021– 10 a.m.

An outbreak of pneumonia of unknown reason was first reported on 31st December 2019 from Wuhan City in Hubei Province of China. On 7th Jan 2020, it was diagnosed as “Novel Corona Virus”. On 30/01, WHO has declared it as a Public Health Emergency of International Concern (PHEIC). On 11/02/2020 the WHO renamed the disease as COVID-19 and on 11/03/2020 declared as pandemic. The incubation period is reported as 2-14 days.

Patients identified in last 24H		
Total Confirmed	357	
Returnees (+ close contacts) from other countries	Sri Lankans	68
	Foreigners	2
Kandakadu Rehab. Center detainees and their contacts	0	
Hospital samples (admitted with clinical signs/symptoms)	0	
Sub clusters related to Peliyagoda cluster	281	
Prison cluster	6	

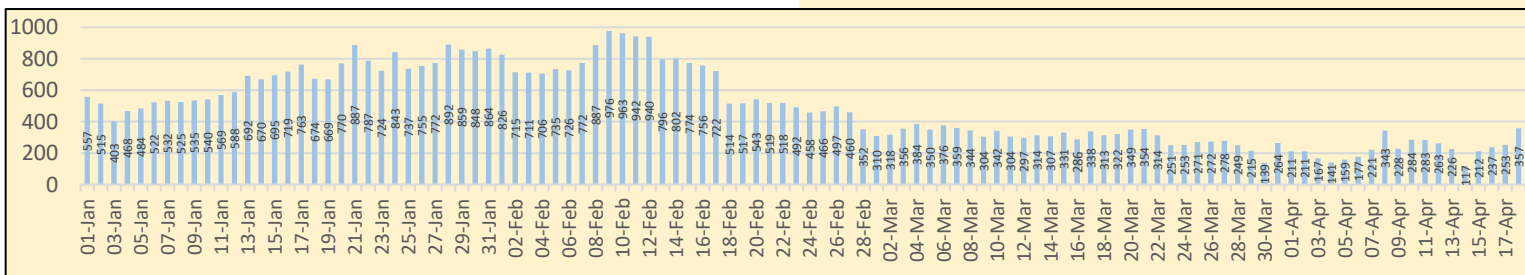
Details of COVID 19 diagnosed patients – Last 24H				
Number inward as at yesterday-10 am	COVID 19 Positive - last 24H	Discharged from the hospital - last 24H	Number of deaths - last 24H	Number inward as at today-10 am
2709	357	261	1	2804

Local Situation

Total Number Confirmed		96796
Imported Cases (Returnees from other countries)	Foreigners	267
	Sri Lankans	3272
Local Cases	Navy & their close contacts	950
	Kandakadu cluster & their close contacts	651
	Sub clusters related to Minuwangoda/Peliyagoda/ Prison cluster	91343
	Others	313

Total Number Confirmed	96796
Total Number Recovered	93374
Total Number of Deaths	618
Confirmed and hospitalized - today 10 am	2804

Suspected and hospitalized - today 10 am	604
---	------------



COVID-19 Total Vaccinated

925242



Country	Cumulative Cases per 1 million population	COVID-19 deaths per 1 million population
Sri Lanka	4440	28
India	9680	123
Singapore	10364	5
Australia	1153	36
South East Asian Region	8003	113

HEALTH DISTRICT

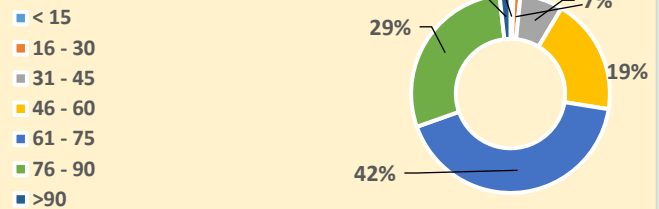
Count

COLOMBO	30607
GAMPAHA	18733
PUTTALAM	1326
KALUTARA	6815
ANURADHAPURA	660
KANDY	4277
KURUNEGALA	2953
POLONNARUWA	246
JAFFNA	1312
RATNAPURA	3062
KEGALLE	1718
MONERAGALA	642
KALMUNAI	1295
MATALE	1078
GALLE	2519
AMPARA	335
BADULLA	1572
MATARA	1845
BATTICOLOA	598
HAMBANTOTA	761
VAVUNIA	436
TRINCOMALEE	575
NUWARAELIYA	1400
KILINOCHCHI	143
MANNAR	293
MULLATIVU	62

Note: Considered only the individuals who contracted the disease from the districts

COVID 19 Deaths	618
	390
	228

Age distribution of deaths



Number of COVID -19 suspected patients -604						
Hospital	Total suspected up to			Today 10am		
	SL	Forei.	Total	SL	Forei.	Total
NIID	1367	76	1443	8	0	8
NHSL	38021	16	38037	7	0	7
TH Ragama	4135	5	4140	6	0	6
TH Karapitiya	1172	27	1199	0	0	0
TH A'pura	2745	2	2747	4	0	4
TH Kurun.	2143	1	2144	13	0	13
TH Jaffna	548	2	550	1	0	1
NH Kandy	1986	6	1992	8	0	8
TH Batti.	689	0	689	5	0	5
DGH Gampaha	1186	4	1190	0	0	0
DGH Negombo	2516	15	2531	12	0	12
TH Rathn.	1145	0	1145	3	0	3
PGH Badulla	545	2	547	7	0	7
LRH	485	0	485	0	0	0
DMH	2698	1	2699	5	0	5
DGH Polon'wa	2245	6	2251	1	0	1
TH Kalubowila	2112	5	2117	2	0	2
Castle St TH	813	0	813	0	0	0
BH Hambanthota	385	2	387	0	0	0
BH Mona'gala	663	0	663	2	0	2
BH Welikanda	69	1	70	0	0	0
DGH Kaluthara	1530	2	1532	2	0	2
Chest H. Welisara	2426	2	2428	25	0	25
Colombo East Base	318	0	318	1	0	1
G.H. Chilaw	7371	1	7372	10	0	10
G.H. Matara	241	2	243	0	0	0
KDU Hospital	15139	0	15139	137	0	137
G.H. Vavunia	362	0	362	0	0	0
B.H. Marawila	739	1	740	5	0	5
S.J.Pura TH	20201	2	20203	303	0	303
BH Theldeniya	158	0	158	2	0	2
BH Tangalle	93	1	94	0	0	0
NIMH	1104	0	1104	35	0	35
Total	Incorrect to total as transfers counts in both the institutions			604	0	604

Source: Epidemiology Unit, Disease Surveillance System

Hospital	Inward Today 10am			Discharged during last		
	SL	Forei	Total	SL	Foreig	Total
NIID	84	0	84	0	0	0
BH Welikanda	96	0	96	9	0	9
Iranawila Hospital	27	0	27	0	0	0
BH Minuwangoda	25	0	25	1	0	1
Colombo East Base Hospital	54	0	54	2	0	2
TH Anuradhapura	24	0	24	14	0	14
Neville P'do hospital	89	0	89	15	0	15
DGH Hambanthota	50	0	50	0	0	0
DH Rambukkana	0	0	0	0	0	0
Kamburugamuwa	9	0	9	0	0	0
Kathankudy Hospital	15	0	15	0	0	0
BH Theldeniya	13	0	13	4	0	4
BH Homagama	74	0	74	0	0	0
BH Galgamuwa	0	0	0	0	0	0
DH Abanpola	35	0	35	11	0	11
DH Lunawa	10	0	10	12	0	12
DH Ingiriya	11	0	11	0	0	0
DH Kosgama	15	0	15	3	0	3
DH Dankotuwa	34	0	34	15	0	15
DH Divulapitiya	28	0	28	8	0	8
DH Laggala Pallegama	39	0	39	2	0	2
DH Dompe	0	0	0	0	0	0
DH Pimbura	32	0	32	4	0	4
DH Karadiyanaru	7	0	7	0	0	0
DH Radawana	7	0	7	3	0	3
Ichchilampattu Hospital	59	0	59	3	0	3
DH Padiyathalawa	0	0	0	0	0	0
NHRD (Welisara)	0	0	0	0	0	0
DH Palamune	12	0	12	0	0	0
DH Udugoda	0	0	0	0	0	0
DH Narammala	56	0	56	4	0	4
DH Iththevana	4	0	4	0	0	0
DH Mathugama	9	0	9	0	0	0
DH Bandaragama	9	0	9	4	0	4
DH Nochchiyagama	3	0	3	1	0	1
DH Nawagamuwa	7	0	7	0	0	0
DH Bandarawela	0	0	0	0	0	0
DH Haguranketha	10	0	10	0	0	0
Army Hospital Panagoda	2	0	2	0	0	0
SLAF BH Katunayake	0	0	0	0	0	0
NIMH	13	0	13	1	0	1
Kandakadu treatment Centre	0	0	0	0	0	0
Gallela treatment Centre	0	0	0	0	0	0
Punani treatment Centre	0	0	0	0	0	0
Embilipitiya treatment Centre	47	0	47	2	0	2
Kahagolla treat. Centre	6	0	6	0	0	0
Samanalawewa treatment Centre	0	0	0	0	0	0
Rehabilitation Centre Ampara	4	0	4	2	0	2
Kahawatta treat. Centre	0	0	0	0	0	0
Wathupitiwela Treat. Centre	23	0	23	0	0	0
Bingiriya treat. Centre	30	0	30	1	0	1
Rambukkana treat. Centre	6	0	6	0	0	0
Polgolla treatment Centre	13	0	13	0	0	0
Yakkala treatment Centre	24	0	24	9	0	9
Kopai treatment Centre	76	0	76	62	0	62
Police training school Kalutara	0	0	0	0	0	0
Karandeniya treatment Centre	0	0	0	0	0	0
Panideniya treat. Centre	22	0	22	3	0	3
Darga town treatment Centre	10	0	10	2	0	2
BH Warakapola	48	0	48	13	0	13
Krishnapuram Treatment Center - Kilinochchi	61	0	61	0	0	0
Damba'eniya Treat. Centre	128	0	128	29	0	29
Hikkaduwa Treat. Centre	38	0	38	0	0	0
Weligama Treat. Centre	17	0	17	3	0	3
Giriulla Treat. Centre	204	0	204	5	0	5
Bidunwewa Treat. Centre	5	0	5	0	0	0
Koggala Beach Hotel	61	0	61	14	0	14
Hikkaduwa Super Corel-ICC	0	0	0	0	0	0
Habaraduwa treat. Centre	0	0	0	0	0	0