



Epidemiology Unit

Ministry of Health & Indigenous Medical Services

231, De Saram Place, Colombo 10, Sri Lanka

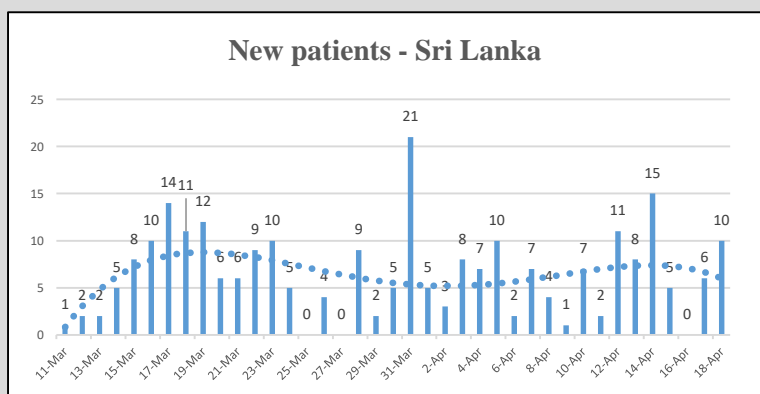
Tele: (+94 11) 2695112, 2681548, 4740490, 4740491, 4740492 Fax: (+94 11) 2696583 E-mail: chepid@slt.net.lk, epidunit@slt.net.lk Web: www.epid.gov.lk

Coronavirus disease 2019 (COVID-19) - Situation Report – 19.04.2020 – 10.00am

An outbreak of pneumonia of unknown reason was first reported on 31st December 2019 from Wuhan City in Hubei Province of China. On 7th Jan 2020, it was diagnosed as “Novel Corona Virus”. On 30/01, WHO has declared it as a Public Health Emergency of International Concern (PHEIC). On 11/02/2020 the WHO renamed the disease as COVID-19 and on 11/03/2020 declared as pandemic. The incubation period is reported as 2-14 days.

Local Situation

Total Number Confirmed	254*
Total Number Recovered	91
Total Number of Deaths	7
Confirmed and hospitalized - today 10am	156**
Suspected and hospitalized - today 10am	122#

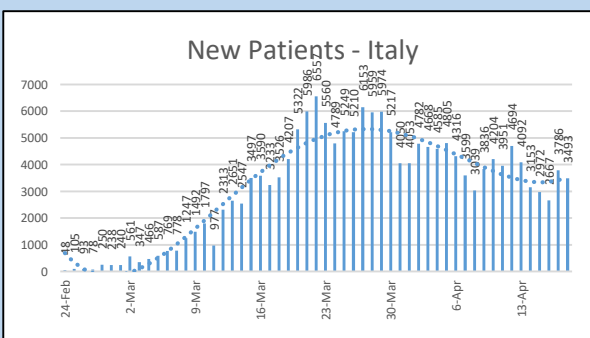
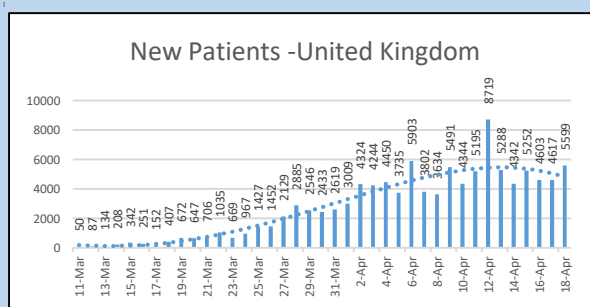
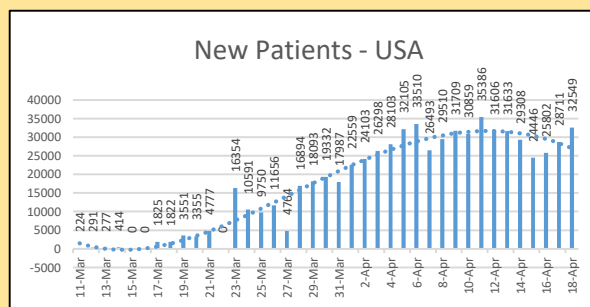
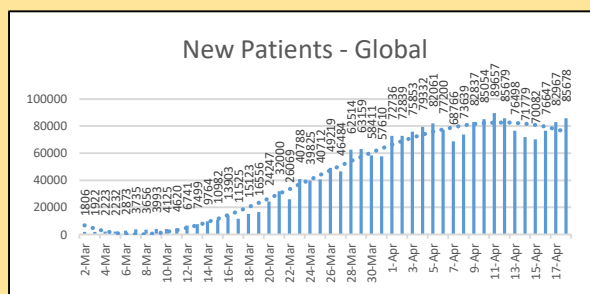


Details of COVID 19 diagnosed patients – Last 24H				
Number inward as at yesterday-10 am	COVID 19 Positive - last 24H	Recovered and discharged from the hospital - last 24H	Number of deaths - last 24H	Number inward as at today-10 am
160	10	14	0	156**

	Hospital distribution of COVID 19 diagnosed patients					
	Inward Today 10am			Discharged during last 24H		
	SL	Foreign	Total	SL	Foreign	Total
NIID	88	0	88	3	0	3
BH Welikanda	41	0	41	0	0	0
Colombo East Base Hospital	9	0	9	11	0	11
Iranawila Hospital	18	0	18	0	0	0
Total	156	0	156**	14	0	14

Global Situation

- 2,160,207 – Laboratory_confirmed cases
 - 146,088 - deaths
 - Patients from 213 countries/territories
- Ref. WHO situation report - 18/04/2020



Number of COVID -19 suspected patients –122#						
Hospital	Total suspected up to now			Today 10am		
	SL	Forei.	Total	SL	Forei.	Total
NIID	635	74	709	6	0	6
NHSL	294	11	305	14	0	14
TH Ragama	453	4	457	17	0	17
TH Karapitiya	236	17	253	2	0	2
TH A'pura	206	2	208	5	0	5
TH Kurun.	233	1	234	6	0	6
TH Jaffna	66	2	68	0	0	0
NH Kandy	111	6	117	2	0	2
TH Battico.	81	0	81	0	0	0
DGH Gampaha	247	4	251	3	0	3
DGH Negombo	410	13	423	10	0	10
TH Rathn.	188	0	188	4	0	4
PGH Badulla	41	1	42	0	0	0
LRH	40	0	40	0	0	0
DMH	34	0	34	7	0	7
DGH Polon'wa	154	6	160	6	0	6
TH Kalubowila	130	1	131	1	0	1
Castle St TH	39	0	39	3	0	3
BH Ham'thota	134	1	135	2	0	2
BH Mona'gala	64	0	64	0	0	0
BH Welikanda	52	1	53	5	0	5
DGH Kaluthara	301	0	301	5	0	5
Chest H. Welisara	17	0	17	0	0	0
Colombo East Base Hospital	16	0	16	0	0	0
BH Homagama	213	4	217	11	0	11
Dr Neville F. Ho	45	0	45	0	0	0
G.H. Chilaw	393	0	393	1	0	1
G.H. Matara	58	2	60	1	0	1
KDU Hospital	34	0	34	3	0	3
G.H. Vavunia	67	0	67	0	0	0
B.H. Marawila	64	0	64	0	0	0
S.J.Pura TH	328	0	328	8	0	8
B.H. Beruwala	6	0	6	0	0	0
Total	Incorrect to total as transfers counts in both the institutions			122	0	122#

Source : Epidemiology Unit, Disease Surveillance System

District Distribution of Confirmed Patients	
HEALTH DISTRICT	Count
COLOMBO	61
KALUTARA	45
PUTTALAM	35
GAMPAHA	31
JAFFNA	16
KANDY	7
RATNAPURA	5
KURUNEGALA	2
MATARA	2
KALMUNAI	2
KEGALLE	3
GALLE	1
BATTICOLOA	1
BADULLA	1
VAVUNIA	1
MATALE	0
NUWARAELIYA	0
HAMBANTOTA	0
KILINOCHCHI	0
MANNAR	0
MULLATIVU	0
AMPARA	0
TRINCOMALEE	0
ANURADHAPURA	0
POLONNARUWA	0
MONERAGALA	0
QUARANTINE CENTERS	38
FOREIGNERS	3
Total	254*