



## Epidemiology Unit Ministry of Health

231, De Saram Place, Colombo 10, Sri Lanka

Tele: (+94 11) 2695112, 2681548, 4740490, 4740491, 4740492 Fax: (+94 11) 2696583 E-mail: [chepid@slt.net.lk](mailto:chepid@slt.net.lk), [epidunit@slt.net.lk](mailto:epidunit@slt.net.lk) Web: [www.epid.gov.lk](http://www.epid.gov.lk)

### Coronavirus disease 2019 (COVID-19) - Situation Report – 18.03.2021– 10 a.m.

An outbreak of pneumonia of unknown reason was first reported on 31<sup>st</sup> December 2019 from Wuhan City in Hubei Province of China. On 7<sup>th</sup> Jan 2020, it was diagnosed as “Novel Corona Virus”. On 30/01, WHO has declared it as a Public Health Emergency of International Concern (PHEIC). On 11/02/2020 the WHO renamed the disease as COVID-19 and on 11/03/2020 declared as pandemic. The incubation period is reported as 2-14 days.

Patients identified in last 24H		
<b>Total Confirmed</b>		<b>338</b>
Returnees (+ close contacts) from other countries	Sri Lankans	13
	Foreigners	3
Kandakadu Rehab. Center detainees and their contacts		0
Hospital samples (admitted with clinical signs/symptoms)		0
Sub clusters related to Peliyagoda cluster		309
Prison cluster		13

Details of COVID 19 diagnosed patients – Last 24H				
Number inward as at yesterday-10 am	COVID 19 Positive - last 24H	Discharged from the hospital - last 24H	Number of deaths - last 24H	Number inward as at today-10 am
<b>2265</b>	<b>338</b>	<b>219</b>	<b>3</b>	<b>2381</b>

#### Local Situation

<b>Total Number Confirmed</b>		<b>88862</b>
Imported Cases (Returnees from other countries)	Foreigners	193
	Sri Lankans	2414
Local Cases	Navy & their close contacts	950
	Kandakadu cluster & their close contacts	651
	Sub clusters related to Minuwangoda/Peliyagoda/ Prison cluster	84341
	Others	313

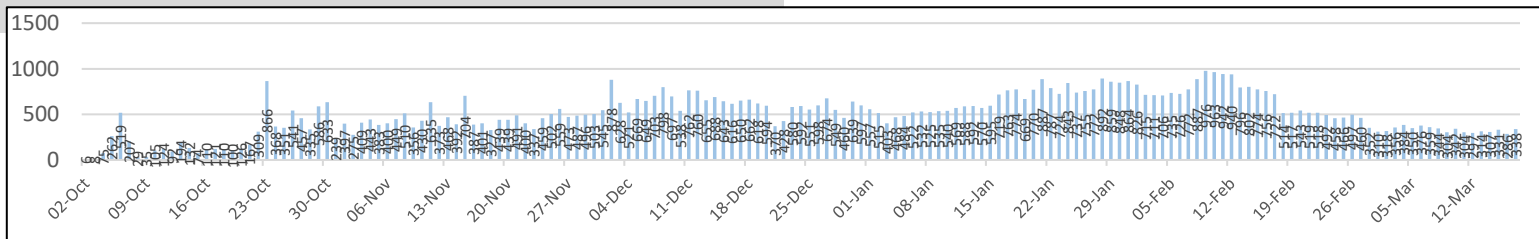
<b>Total Number Confirmed</b>		<b>88862</b>
Total Number Recovered		85944
Total Number of Deaths		537
Confirmed and hospitalized - today 10 am		2381



<b>Suspected and hospitalized - today 10 am</b>		<b>396</b>
---	--	------------

Country	Cumulative Cases per 1 million population	COVID-19 deaths per 1 million population
Sri Lanka	<b>4076</b>	<b>24</b>
India	<b>8231</b>	<b>115</b>
Singapore	<b>10271</b>	<b>5</b>
Australia	<b>1142</b>	<b>36</b>
South East Asian Region	<b>6869</b>	<b>105</b>

HEALTH DISTRICT	Count
COLOMBO	29053
GAMPAHA	17495
PUTTALAM	1210
KALUTARA	6499
ANURADHAPURA	567
KANDY	4114
KURUNEGALA	2499
POLONNARUWA	231
JAFFNA	440
RATNAPURA	2672
KEGALLE	1654
MONERAGALA	539
KALMUNAI	1275
MATALE	987
GALLE	2358
AMPARA	299
BADULLA	1406
MATARA	1706
BATTICOLOA	556
HAMBANTOTA	647
VAVUNIA	386
TRINCOMALEE	504
NUWARAELIYA	1254
KILINOCHCHI	123
MANNAR	274
MULLATIVU	31

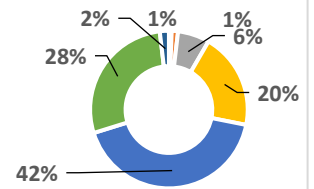
Note: Considered only the individuals who contracted the disease from the districts



<b>COVID 19 Deaths</b>	<b>537</b>
	332
	205

### Age distribution of deaths

- < 15
- 16 - 30
- 31 - 45
- 46 - 60
- 61 - 75
- 76 - 90



### Number of COVID -19 suspected patients - 396

Hospital	Total suspected up to now			Today 10am		
	SL	Forei.	Total	SL	Forei.	Total
NIID	1324	76	1400	3	0	3
NHSL	27046	16	27062	1	0	1
TH Ragama	3810	5	3815	11	0	11
TH Karapitiya	1078	27	1105	3	0	3
TH A'pura	2615	2	2617	1	0	1
TH Kurun.	1952	1	1953	6	0	6
TH Jaffna	472	2	474	7	0	7
NH Kandy	1811	6	1817	7	0	7
TH Batti.	622	0	622	2	0	2
DGH Gampaha	1145	4	1149	1	0	1
DGH Negombo	2427	15	2442	9	0	9
TH Rathn.	1066	0	1066	1	0	1
PGH Badulla	463	2	465	8	0	8
LRH	472	0	472	0	0	0
DMH	2562	1	2563	6	0	6
DGH Polon'wa	9	6	15	2	0	2
TH Kalubowila	1885	5	1890	4	0	4
Castle St TH	790	0	790	0	0	0
BH Hambanthota	385	2	387	0	0	0
BH Mona'gala	595	0	595	2	0	2
BH Welikanda	69	1	70	0	0	0
DGH Kaluthara	1473	2	1475	8	0	8
Chest H. Welisara	1996	2	1998	19	0	19
Colombo East Base Hospital	297	0	297	7	0	7
G.H. Chilaw	6857	1	6858	12	0	12
G.H. Matara	241	2	243	0	0	0
KDU Hospital	13111	0	13111	63	0	63
G.H. Vavunia	344	0	344	3	0	3
B.H. Marawila	673	1	674	2	0	2
S.J.Pura TH	15996	2	15998	178	0	178
BH Theldeniya	147	0	147	4	0	4
BH Tangalle	83	1	84	0	0	0
NIMH	885	0	885	26	0	26
<b>Total</b>	Incorrect to total as transfers counts in both the institutions			<b>396</b>	<b>0</b>	<b>396</b>

Source: Epidemiology Unit, Disease Surveillance System

### Hospital distribution of COVID 19 diagnosed patients

	Inward Today 10am			Discharged during last 24H		
	SL	Foreign	Total	SL	Foreign	Total
NIID	80	0	80	5	0	5
BH Welikanda	41	0	41	7	0	7
Iranawila Hospital	18	0	18	6	0	6
BH Minuwangoda	0	0	0	0	0	0
Colombo East Base Hospital	37	0	37	0	0	0
TH Anuradhapura	29	0	29	2	0	2
Neville F' do hospital	140	0	140	14	0	14
DGH Hambanthota	101	0	101	7	0	7
DH Rambukkana	13	0	13	6	0	6
Kamburugamuwa	79	0	79	8	0	8
Kathankudy Hospital	8	0	8	0	0	0
BH Theldeniya	30	0	30	1	0	1
BH Homagama	65	0	65	5	0	5
BH Galgamuwa	0	0	0	0	0	0
DH Abanpola	17	0	17	4	0	4
DH Lunawa	23	0	23	6	0	6
DH Ingriya	3	0	3	0	0	0
DH Kosgama	28	0	28	7	0	7
DH Dankotuwa	21	0	21	1	0	1
DH Divulapitiya	59	0	59	1	0	1
DH Laggala Pallegama	62	0	62	12	0	12
DH Dompe	13	0	13	0	0	0
DH Pimbura	13	0	13	4	0	4
DH Karadiyanaru	17	0	17	0	0	0
DH Radawana	22	0	22	4	0	4
Ichchilampattu Hospital	65	0	65	5	0	5
DH Padiyathalawa	0	0	0	0	0	0
NHRD (Welisara)	0	0	0	0	0	0
DH Palamune	19	0	19	2	0	2
DH Undugoda	13	0	13	3	0	3
DH Narammala	22	0	22	2	0	2
DH Iththepana	12	0	12	2	0	2
DH Mathugama	11	0	11	5	0	5
DH Bandaragama	19	0	19	4	0	4
DH Nochchiyagama	12	0	12	6	0	6
DH Nawagamuwa	17	0	17	4	0	4
DH Bandarawela	0	0	0	0	0	0
DH Hagaranketha	9	0	9	1	0	1
Army Hospital Panagoda	14	0	14	0	0	0
SLAF BH Katunayake	0	0	0	0	0	0
NIMH	3	0	3	1	0	1
Kandakadu treatment Centre	0	0	0	0	0	0
Gallela treatment Centre	0	0	0	0	0	0
Punani treatment Centre	120	0	120	2	0	2
Embilipitiya treatment Centre	58	0	58	19	0	19
Kahagolla treat. Centre	33	0	33	0	0	0
Samanalawewa treatment Centre	0	0	0	0	0	0
Rehabilitation Centre Ampara	13	0	13	8	0	8
Kahawatta treat. Centre	113	0	113	1	0	1
Wathupitiwela Treat. Centre	98	0	98	4	0	4
Bingiriya treat. Centre	82	0	82	10	0	10
Rambukkana treat. Centre	13	0	13	0	0	0
Polgolla treatment Centre	44	0	44	5	0	5
Yakkala treatment Centre	71	0	71	1	0	1
Kopai treatment Centre	89	0	89	0	0	0
Police training school Kalutara	0	0	0	0	0	0
Karadeniya treatment Centre	50	0	50	0	0	0
Panideniya treat. Centre	59	0	59	5	0	5
Darga town treatment Centre	27	0	27	1	0	1
BH Warakapola	132	0	132	5	0	5
Krishnapuram Treatment Center - Kilinochchi	98	0	98	14	0	14
Dambadeniya Treat. Centre	40	0	40	7	0	7
Hikkaduwa Treat. Centre	78	0	78	0	0	0
Weligama Treat. Centre	0	0	0	0	0	0
Giriulla Treat. Centre	31	0	31	1	0	1
Bidunwewa Treat. Centre	30	0	30	0	0	0
Koggala Beach Hotel	21	1	22	1	0	1
Hikkaduwa Super Corel-ICC	5	0	5	0	0	0
Habaraduwa treat. Centre	0	0	0	0	0	0