



Epidemiology Unit Ministry of Health

231, De Saram Place, Colombo 10, Sri Lanka

Tele: (+94 11) 2695112, 2681548, 4740490, 4740491, 4740492 Fax: (+94 11) 2696583 E-mail: chepid@slt.net.lk, epidunit@slt.net.lk Web: www.epid.gov.lk

Coronavirus disease 2019 (COVID-19) - Situation Report – 16.06.2021– 10 a.m.

An outbreak of pneumonia of unknown reason was first reported on 31st December 2019 from Wuhan City in Hubei Province of China. On 7th Jan 2020, it was diagnosed as “Novel Corona Virus”. On 30/01, WHO has declared it as a Public Health Emergency of International Concern (PHEIC). On 11/02/2020 the WHO renamed the disease as COVID-19 and on 11/03/2020 declared as pandemic. The incubation period is reported as 2-14 days.

Patients identified in last 24H		
Total Confirmed	2334	
Returnees (+ close contacts) from other countries	Sri Lankans	59
	Foreigners	0
Kandakadu Rehab. Center detainees and their contacts	0	
Hospital samples (admitted with clinical signs/symptoms)	0	
New Year Cluster	2256	
Prison cluster	19	

Details of COVID 19 diagnosed patients – Last 24H				
Number inward as at yesterday-10 am	COVID 19 Positive – last 24H	Discharged from the hospital – last 24H	Number of deaths – last 24H	Number inward/waiting to admit as at today-10 am
31184	2334	1667	55	31796

Local Situation

Total Number Confirmed		228256
Imported Cases (Returnees from other countries)	Foreigners	328
	Sri Lankans	4720
Local Cases	Navy & their close contacts	950
	Kandakadu cluster & their close contacts	651
	Minuwangoda Cluster	3059
	Fish Market\ Harbour Cluster	82785
	Prison cluster	6720
	New Year Cluster	128730
Others	313	



Total Number Confirmed	228256
Total Number Recovered	194145
Total Number of Deaths	2315
Hospitalized/waiting to admit – today 10 am	31796

Suspected and hospitalized – today 10 am	1399
---	-------------

COVID-19 Vaccination	1 st Dose	2 nd Dose
Covishield Vaccine	925242	356232
Sinopharm Vaccine	1360336	317431
Sputnik V	64986	3690

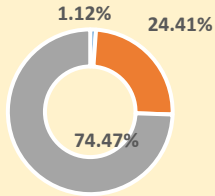
Country/Region	Cumulative Cases per 1 million population	COVID-19 deaths per 1 million population
Sri Lanka	10470	106
India	21333	268
Singapore	10751	6
Australia	1186	36
South East Asian Region	16539	224

District	1 st Wave	2 nd Wave	3 rd Wave	Total
Colombo	174	32123	23967	56264
Gampaha	51	18483	21060	39594
Kalutara	72	6986	18251	25309
Kandy	19	5710	6374	12103
Kurunagala	30	3191	8728	11949
Galle	4	2645	6816	9465
Ratnapura	9	3654	5741	9404
Matara	4	1544	3937	5485
Matale	5	1214	3419	4638
Nuwara Eliya	2	1259	4475	5736
Kegalle	10	1770	2446	4226
Jaffna	16	1441	2660	4117
Badulla	4	1358	2996	4358
Puttalam	39	1024	2480	3543
Anuradhapura	31	820	2394	3245
Hambantota	3	710	2070	2783
Trincomalee	4	651	1889	2544
Monaragala	6	545	1811	2362
Polonnaruwa	10	475	1447	1932
Ampara	9	498	1047	1554
Kalmunai	18	1296	297	1611
Batticaloa	1	699	1204	1904
Vavuniya	2	623	604	1229
Mullaitivu	0	278	686	964
Kilinochchi	0	250	845	1095
Mannar	0	379	262	641

COVID 19 Deaths	2315
 1353	
 962	

Age distribution of deaths

- < 30
- 30-59
- ≥60



Number of COVID -19 suspected patients - 1399

Hospital	Total suspected up to now			Today 10am		
	SL	Forei.	Total	SL	Forei.	Total
NIID	1464	76	1540	7	0	7
NHSL	48756	16	48772	146	0	146
TH Ragama	7364	5	7369	167	0	167
TH Karapitiya	2586	27	2613	66	0	66
TH A'pura	4078	2	4080	13	0	13
TH Kurun.	3911	1	3912	79	0	79
TH Jaffna	933	2	935	12	0	12
NH Kandy	2822	6	2828	16	0	16
TH Batti.	1192	0	1192	54	0	54
DGH Gampaha	2179	4	2183	77	0	77
DGH Negombo	3440	15	3455	76	0	76
TH Rathn.	2023	0	2023	57	0	57
PGH Badulla	1235	2	1237	55	0	55
LRH	740	0	740	13	0	13
DMH	2942	1	2943	11	0	11
DGH Polon'wa	3445	6	3451	11	0	11
TH Kalubowila	7813	5	7818	13	0	13
Castle St TH	1162	0	1162	11	0	11
BH Hambanthota	391	2	393	0	0	0
BH Mona'gala	1063	0	1063	0	0	0
BH Welikanda	69	1	70	0	0	0
DGH Kaluthara	4368	2	4370	183	0	183
Chest H. Welisara	3085	2	3087	24	0	24
Colombo East Base	411	0	411	4	0	4
G.H. Chilaw	8771	1	8772	25	0	25
G.H. Matara	241	2	243	0	0	0
KDU Hospital	20828	0	20828	48	0	48
G.H. Vavunia	449	0	449	2	0	2
B.H. Marawila	979	1	980	0	0	0
S.J.Pura TH	33632	2	33634	164	0	164
BH Theldeniya	175	0	175	5	0	5
BH Tangalle	237	1	238	7	0	7
NIMH	1486	0	1486	53	0	53
Total	Incorrect to total as transfers counts in both the			1399	0	1399

Source: Epidemiology Unit, Disease Surveillance System

