



## Epidemiology Unit Ministry of Health

231, De Saram Place, Colombo 10, Sri Lanka

Tele: (+94 11) 2695112, 2681548, 4740490, 4740491, 4740492 Fax: (+94 11) 2696583 E-mail: [chepid@slt.net.lk](mailto:chepid@slt.net.lk), [epidunit@slt.net.lk](mailto:epidunit@slt.net.lk) Web: [www.epid.gov.lk](http://www.epid.gov.lk)

### Coronavirus disease 2019 (COVID-19) - Situation Report – 12.05.2021– 10 a.m.

An outbreak of pneumonia of unknown reason was first reported on 31<sup>st</sup> December 2019 from Wuhan City in Hubei Province of China. On 7<sup>th</sup> Jan 2020, it was diagnosed as “Novel Corona Virus”. On 30/01, WHO has declared it as a Public Health Emergency of International Concern (PHEIC). On 11/02/2020 the WHO renamed the disease as COVID-19 and on 11/03/2020 declared as pandemic. The incubation period is reported as 2-14 days.

#### Patients identified in last 24H

<b>Total Confirmed</b>	<b>2568</b>
Returnees (+ close contacts) from other countries	Sri Lankans 38 Foreigners 0
Kandakadu Rehab. Center detainees and their contacts	0
Hospital samples (admitted with clinical signs/symptoms)	0
New Year Cluster	2488
Prison cluster	42

#### Details of COVID 19 diagnosed patients – Last 24H

Number inward as at yesterday-10 am	COVID 19 Positive - last 24H	Discharged from the hospital - last 24H	Number of deaths - last 24H	Number inward as at today-10 am
21062	2568	1016	23	22591

#### Local Situation

<b>Total Number Confirmed</b>	<b>131098</b>
Imported Cases (Returnees from other countries)	Foreigners 315 Sri Lankans 3893
Local Cases	Navy & their close contacts 950 Kandakadu cluster & their close contacts 651 Minuwangoda Cluster 3059 Fish Market\ Harbour Cluster 82785 Prison cluster 5028 New Year Cluster 34104 Others 313

<b>Total Number Confirmed</b>	<b>131098</b>
<b>Total Number Recovered</b>	<b>107657</b>
<b>Total Number of Deaths</b>	<b>850</b>
<b>Confirmed and hospitalized - today 10 am</b>	<b>22591</b>

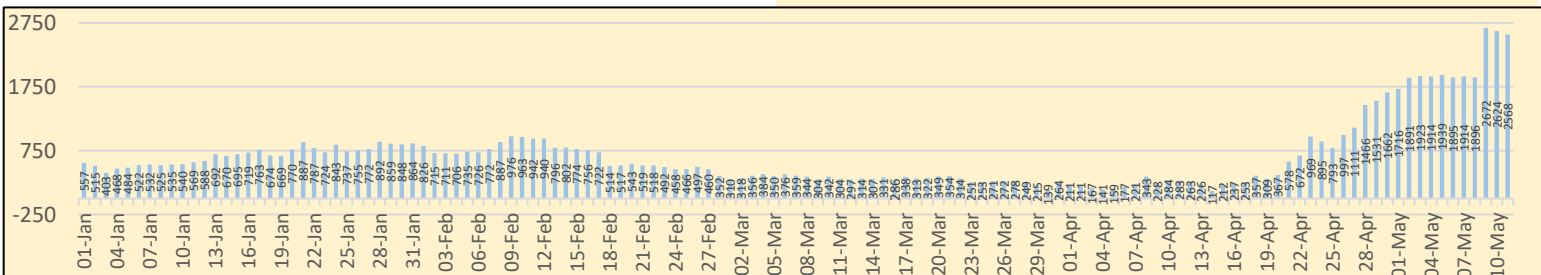
<b>Suspected and hospitalized - today 10 am</b>	<b>1519</b>
---	-------------



COVID-19 Vaccination	1 <sup>st</sup> Dose	2 <sup>nd</sup> Dose
<b>Covishield Vaccine</b>	925242	221368
<b>Sinopharm Vaccine</b>	71203	2435
<b>Sputnik V</b>	11338	-

Country	Cumulative Cases per 1 million population	COVID-19 deaths per 1 million population
Sri Lanka	6013	38
India	16157	176
Singapore	10751	5.4
Australia	1178	36
South East Asian Region	12641	153

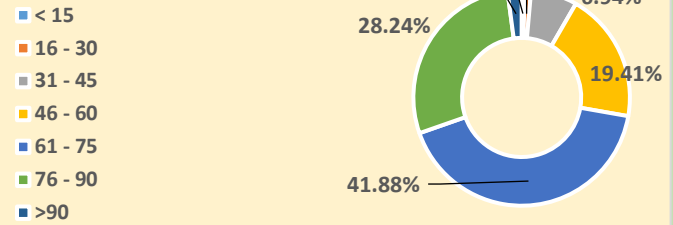
HEALTH DISTRICT	Count
COLOMBO	38429
GAMPAHA	24195
KALUTARA	10609
KURUNEGALA	6067
KANDY	5468
RATNAPURA	4137
GALLE	3907
MATARA	2566
MATALE	2308
PUTTALAM	2152
NUWARAELIYA	2067
BADULLA	1953
KEGALLE	1888
JAFFNA	1646
KALMUNAI	1321
MONERAGALA	1399
HAMBANTOTA	1207
ANURADHAPURA	1028
TRINCOMALEE	896
BATTICOLOA	651
VAVUNIA	511
POLONNARUWA	542
AMPARA	452
MANNAR	341
KILINOCHCHI	236
MULLATIVU	80

Note: Considered only the individuals who contracted the disease from the districts



<b>COVID 19 Deaths</b>	<b>850</b>
	527
	323

### Age distribution of deaths



Number of COVID -19 suspected patients -1519						
Hospital	Total suspected up to			Today 10am		
	SL	Forei.	Total	SL	Forei.	Total
NIID	1401	76	1477	10	0	10
NHSL	4456	16	4458	143	0	143
TH Ragama	4929	5	4934	142	0	142
TH Karapitiya	1686	27	1713	-	0	-
TH A'pura	3150	2	3152	25	0	25
TH Kurun.	2819	1	2820	87	0	87
TH Jaffna	641	2	643	11	0	11
NH Kandy	2410	6	2416	38	0	38
TH Batti.	798	0	798	25	0	25
DGH Gampaha	1585	4	1589	66	0	66
DGH Negombo	2853	15	2868	48	0	48
TH Rathn.	1393	0	1393	62	0	62
PGH Badulla	819	2	821	24	0	24
LRH	545	0	545	10	0	10
DMH	2794	1	2795	14	0	14
DGH Polon'wa	2894	6	2900	13	0	13
TH Kalubowila	2585	5	2590	33	0	33
Castle St TH	851	0	851	-	0	-
BH	385	2	387	0	0	0
BH Mona'gala	890	0	890	25	0	25
BH Welikanda	69	1	70	0	0	0
DGH Kaluthara	2072	2	2074	126	0	126
Chest H.	2787	2	2789	41	0	41
Colombo East	349	0	349	3	0	3
G.H. Chilaw	8232	1	8233	18	0	18
G.H. Matara	241	2	243	0	0	0
KDU Hospital	1861	0	1861	149	0	149
G.H. Vavunia	390	0	390	4	0	4
B.H. Marawila	831	1	832	0	0	0
S.J.Pura TH	2685	2	2687	346	0	346
BH Theldeniya	171	0	171	8	0	8
BH Tangalle	165	1	166	11	0	11
NIMH	1266	0	1266	37	0	37
<b>Total</b>	Incorrect to total as transfers counts in both the institutions			<b>1519</b>	<b>0</b>	<b>1519</b>

Hospital	Inward Today 10am			Discharged during last		
	SL	Forei	Total	SL	Forei	Total
NIID	157	0	157	19	0	19
BH Welikanda	81	0	81	12	0	12
Iranawila Hospital	113	0	113	6	0	6
BH Minuwangoda	48	0	48	14	0	14
Colombo East Base Hospital	114	0	114	8	0	8
TH Anuradhapura	51	0	51	11	0	11
Neville F do hospital	506	0	506	95	0	95
DGH Hambanthota	216	0	216	22	0	22
DH Rambukkana	66	0	66	13	0	13
Kamburugamuwa	226	0	226	32	0	32
Kathankudy Hospital	85	0	85	13	0	13
BH Theldeniya	114	0	114	7	0	7
BH Homagama	158	0	158	21	0	21
BH Galgamuwa	0	0	0	0	0	0
BH Hingurakgoda	161	0	161	67	0	67
DH Abanpola	41	0	41	0	0	0
DH Lunawa	70	0	70	12	0	12
DH Ingiriya	0	0	0	7	0	7
DH Kosgama	61	0	61	20	0	20
DH Dankotuwa	64	0	64	9	0	9
DH Divulapitiya	99	0	99	4	0	4
DH Laggala Pallegama	112	0	112	8	0	8
DH Dompe	32	0	32	2	0	2
DH Pimbura	57	0	57	0	0	0
DH Karadyanaru	89	0	89	0	0	0
DH Radawana	34	0	34	13	0	13
Ichchilampattu Hospital	66	0	66	8	0	8
DH Padiyathalawa	14	0	14	11	0	11
NHRD (Welisara)	22	0	22	3	0	3
DH Palamune	54	0	54	1	0	1
DH Undugoda	113	0	113	9	0	9
DH Narammala	58	0	58	7	0	7
DH Iththevana	21	0	21	2	0	2
DH Mathugama	57	0	57	4	0	4
DH Bandaragama	31	0	31	6	0	6
DH Nochiyagama	37	0	37	4	0	4
DH Nawagamuwuwa	24	0	24	0	0	0
DH Bandarawela	52	0	52	0	0	0
DH Haguranketha	14	0	14	0	0	0
DH Beligala	40	0	40	9	0	9
DH Katugasthota	14	0	14	2	0	2
Army Hospital Panagoda	66	0	66	0	0	0
SLAF BH Katunayake	49	0	49	3	0	3
NIMH	16	0	16	0	0	0
Galuwapokuna Treat. Centre	96	0	96	2	0	2
Kandakadu treatment Centre	0	0	0	0	0	0
Gallela treatment Centre	325	0	325	12	0	12
Punani treatment Centre	636	0	636	58	0	58
Embilipitiya treatment Centre	160	0	160	44	0	44
Kahagolla treat. Centre	129	0	129	10	0	10
Samanalawewa treatment Centre	0	0	0	0	0	0
Rehabilitation Centre Ampara	185	0	185	12	0	12
Kahawatta treat. Centre	282	0	282	48	0	48
Wathupitiwela Treat. Centre	89	0	89	9	0	9
Bingiriya treat. Centre	486	0	486	94	0	94
Rambukkana treat. Centre	244	0	244	9	0	9
Polgolla treatment Centre	0	0	0	0	0	0
Yakkala treatment Centre	103	0	103	11	0	11
Kopai treatment Centre	369	0	369	9	0	9
Police training school Kalutara	0	0	0	0	0	0
Karadeniya treatment Centre	137	0	137	27	0	27
Panideniya treat. Centre	294	0	294	28	0	28
Darga town treatment Centre	143	0	143	14	0	14
BH Warakapola	193	0	193	24	0	24
Krishnapuram Treatment Centre - Kilinochchi	124	0	124	0	0	0
Dambadeniya Treat. Centre	329	0	329	18	0	18
Hikkaduwa Treat. Centre	194	0	194	0	0	0
Weligama Treat. Centre	81	0	81	1	0	1
Giriulla Treat. Centre	390	0	390	26	0	26
Bidunwewa Treat. Centre	143	0	143	22	0	22
Koggala Beach Hotel	259	0	259	24	0	24
Hikkaduwa Super Corel-ICC	0	0	0	0	0	0
Habaraduwa treat. Centre	70	0	70	1	0	1
Hanthana treat. Centre	65	0	65	6	0	6
Kundasale treat. centre	81	0	81	5	0	5
Punani Brandix treat. Rx Centre	198	0	198	18	0	18
ICC Kande Ela	56	0	56	0	0	0

