



Epidemiology Unit Ministry of Health

231, De Saram Place, Colombo 10, Sri Lanka

Tel: (+94 11) 2695112, 2681548, 4740490, 4740491, 4740492 Fax: (+94 11) 2696583 E-mail: chepid@slt.net.lk, epidunit@slt.net.lk Web: www.epid.gov.lk

Coronavirus disease 2019 (COVID-19) - Situation Report – 10.02.2021– 10 a.m.

An outbreak of pneumonia of unknown reason was first reported on 31st December 2019 from Wuhan City in Hubei Province of China. On 7th Jan 2020, it was diagnosed as “Novel Corona Virus”. On 30/01, WHO has declared it as a Public Health Emergency of International Concern (PHEIC). On 11/02/2020 the WHO renamed the disease as COVID-19 and on 11/03/2020 declared as pandemic. The incubation period is reported as 2-14 days.

Patients identified in last 24H		
Total Confirmed	976	
Returnees (+ close contacts) from other countries	Sri Lankans	1
	Foreigners	0
Kandakadu Rehab. Center detainees and their contacts	0	
Hospital samples (admitted with clinical signs/symptoms)	0	
Sub clusters related to Peliyagoda cluster	971	
Prison cluster	4	

Details of COVID 19 diagnosed patients – Last 24H				
Number inward as at yesterday-10 am	COVID 19 Positive - last 24H	Discharged from the hospital - last 24H	Number of deaths - last 24H	Number inward as at today-10 am
4817	976	591	5	5197

Local Situation

Total Number Confirmed		71211
Imported Cases (Returnees from other countries)	Foreigners	150
	Sri Lankans	1947
Local Cases	Navy & their close contacts	950
	Kandakadu cluster & their close contacts	651
	Sub clusters related to Minuwangoda/Peliyagoda/ Prison cluster	67200
	Others	313

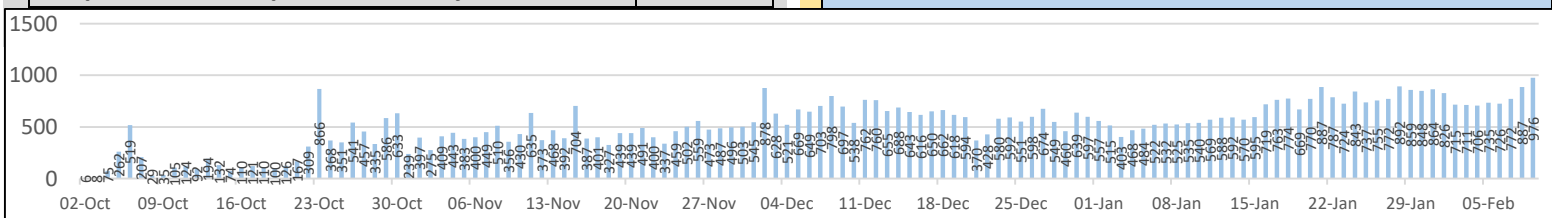
Total Number Confirmed		71211
Total Number Recovered		65644
Total Number of Deaths		370
Confirmed and hospitalized - today 10 am		5197



Suspected and hospitalized - today 10 am		715
--	--	------------

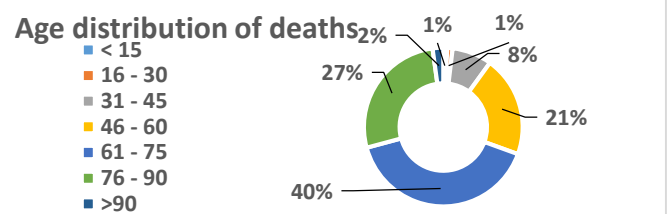
Country	Cumulative Cases per 1 million population	COVID-19 deaths per 1 million population
Sri Lanka	3266	16
India	7845	112
Singapore	10200	5
Australia	1131	36
South East Asian Region	6448	99

HEALTH DISTRICT	Count
COLOMBO	25362
GAMPAHA	14357
PUTTALAM	843
KALUTARA	4838
ANURADHAPURA	331
KANDY	2970
KURUNEGALA	1613
POLONNARUWA	181
JAFFNA	205
RATNAPURA	1374
KEGALLE	1204
MONERAGALA	296
KALMUNAI	1132
MATALE	606
GALLE	1664
AMPARA	174
BADULLA	908
MATARA	1102
BATTICOLOA	364
HAMBANTOTA	468
VAVUNIA	339
TRINCOMALEE	420
NUWARAELIYA	869
KILINOCHCHI	40
MANNAR	175
MULLATIVU	17

Note: Considered only the individuals who contracted the disease from the districts



COVID 19 Deaths	370
	228
	142



Number of COVID -19 suspected patients - 715						
Hospital	Total suspected up to now			Today 10am		
	SL	Forei.	Total	SL	Forei.	Total
NIID	1298	76	1374	10	0	10
NHSL	15500	16	15516	13	0	13
TH Ragama	3289	5	3294	14	0	14
TH Karapitiya	953	27	980	6	0	6
TH A'pura	2370	2	2372	14	0	14
TH Kurun.	1769	1	1770	29	0	29
TH Jaffna	388	2	390	1	0	1
NH Kandy	1417	6	1423	16	0	16
TH Batti.	522	0	522	0	0	0
DGH Gampaha	1023	4	1027	9	0	9
DGH Negombo	2222	15	2237	11	0	11
TH Rathn.	936	0	936	7	0	7
PGH Badulla	335	2	337	7	0	7
LRH	441	0	441	3	0	3
DMH	2237	1	2238	27	0	27
DGH Polon'wa	1843	6	1849	8	0	8
TH Kalubowila	1609	5	1614	6	0	6
Castle St TH	755	0	755	4	0	4
BH Hambanthota	385	2	387	0	0	0
BH Mona'gala	514	0	514	5	0	5
BH Welikanda	69	1	70	0	0	0
DGH Kaluthara	1336	2	1338	10	0	10
Chest H. Welisara	1553	2	1555	36	0	36
Colombo East Base Hospital	258	0	258	5	0	5
G.H. Chilaw	6199	1	6200	22	0	22
G.H. Matara	241	2	243	0	0	0
KDU Hospital	10473	0	10473	90	0	90
G.H. Vavunia	322	0	322	0	0	0
B.H. Marawila	617	1	618	5	0	5
S.J.Pura TH	10050	2	10052	282	0	282
BH Theldeniya	124	0	124	6	0	6
BH Tangalle	77	1	78	1	0	1
NIMH	702	0	702	68	0	68
Total	Incorrect to total as transfers counts in both the institutions			715	0	715

Hospital distribution of COVID 19 diagnosed patients						
	Inward Today 10am			Discharged during last 24H		
	SL	Foreign	Total	SL	Foreign	Total
NIID	161	0	161	8	0	8
BH Welikanda	37	0	37	8	0	8
Iranawila Hospital	48	0	48	10	0	10
BH Minuwangoda	41	0	41	3	0	3
Colombo East Base Hospital	110	0	110	6	0	6
TH Anuradhapura	38	0	38	7	0	7
Neville F'do hospital	258	0	258	27	0	27
DGH Hambanthota	178	1	179	7	0	7
DH Rambukkana	52	0	52	11	0	11
Kamburugamuwa	121	0	121	6	0	6
Kathankudy Hospital	128	0	128	11	0	11
BH Theldeniya	101	0	101	3	0	3
BH Homagama	178	0	178	9	0	9
BH Galgamuwa	27	0	27	1	0	1
DH Abanpola	44	0	44	2	0	2
DH Lunawa	32	0	32	13	0	13
DH Ingiriya	29	0	29	8	0	8
DH Kosgama	54	0	54	6	0	6
DH Dankotuwa	63	0	63	10	0	10
DH Divulapitiya	93	0	93	6	0	6
DH Laggala Pallegama	85	0	85	8	0	8
DH Dompe	42	0	42	19	0	19
DH Pimbura	55	0	55	1	0	1
DH Karadiyanaru	19	0	19	0	0	0
DH Radawana	36	0	36	12	0	12
Ichchilampattu Hospital	17	0	17	1	0	1
DH Padiyathalawa	1	0	1	4	0	4
NHRD (Welisara)	12	0	12	3	0	3
DH Palamune	38	0	38	4	0	4
DH Undugoda	63	0	63	0	0	0
DH Narammala	39	0	39	14	0	14
DH Iththevana	26	0	26	1	0	1
DH Mathugama	43	0	43	0	0	0
DH Bandaragama	31	0	31	9	0	9
DH Nochchiyagama	29	0	29	1	0	1
DH Nawagamuwa	1	0	1	2	0	2
DH Bandarawela	0	0	0	0	0	0
DH Hagaranketha	21	0	21	1	0	1
Army Hospital Panagoda	14	0	14	0	0	0
SLAF BH Katunayake	1	0	1	0	0	0
NIMH	7	0	7	0	0	0
Kandakadu treatment Centre	0	0	0	0	0	0
Gallela treatment Centre	186	0	186	20	0	20
Punani treatment Centre	100	0	100	39	0	39
Embilipitiya treatment Centre	144	0	144	35	0	35
Kahagolla treat. Centre	191	0	191	3	0	3
Samanalawewa treatment Centre	0	0	0	0	0	0
Rehabilitation Centre Ampara	66	0	66	4	0	4
Kahawatta treat. Centre	268	0	268	4	0	4
Wathupitiwela Treat. Centre	117	0	117	25	0	25
Bingiriya treat. Centre	264	0	264	0	0	0
Rambukkana treat. Centre	159	0	159	8	0	8
Polgolla treatment Centre	171	0	171	19	0	19
Yakkala treatment Centre	109	0	109	21	0	21
Kopai treatment Centre	219	0	219	0	0	0
Police training school Kalutara	0	0	0	16	0	16
Karadeniya treatment Centre	55	0	55	0	0	0
Panideniya treat. Centre	266	0	266	34	0	34
Darga town treatment Centre	49	0	49	0	0	0
BH Warakapola	180	0	180	22	0	22
Krishnapuram Treatment Center - Killinochchi	11	0	11	0	0	0
Dambadeniya Treat. Centre	203	0	203	14	0	14
Hikkaduwa Treat. Centre	143	0	143	0	0	0
Weligama Treat. Centre	16	0	16	0	0	0
Giriulla Treat. Centre	333	0	333	52	0	52
Bidunwewa Treat. Centre	124	0	124	0	0	0
Koggala Beach Hotel	205	0	205	27	0	27
Hikkaduwa Super Corel-ICC	23	0	23	1	0	1
Habaraduwa treat. Centre	75	0	75	5	0	5