



## Epidemiology Unit Ministry of Health

231, De Saram Place, Colombo 10, Sri Lanka

Tel: (+94 11) 2695112, 2681548, 4740490, 4740491, 4740492 Fax: (+94 11) 2696583 E-mail: [chepid@slt.net.lk](mailto:chepid@slt.net.lk), [epidunit@slt.net.lk](mailto:epidunit@slt.net.lk) Web: [www.epid.gov.lk](http://www.epid.gov.lk)

### Coronavirus disease 2019 (COVID-19) - Situation Report – 08.03.2021– 10 a.m.

An outbreak of pneumonia of unknown reason was first reported on 31<sup>st</sup> December 2019 from Wuhan City in Hubei Province of China. On 7<sup>th</sup> Jan 2020, it was diagnosed as “Novel Corona Virus”. On 30/01, WHO has declared it as a Public Health Emergency of International Concern (PHEIC). On 11/02/2020 the WHO renamed the disease as COVID-19 and on 11/03/2020 declared as pandemic. The incubation period is reported as 2-14 days.

Patients identified in last 24H		
<b>Total Confirmed</b>		<b>359</b>
Returnees (+ close contacts) from other countries	Sri Lankans	22
	Foreigners	0
Kandakadu Rehab. Center detainees and their contacts		0
Hospital samples (admitted with clinical signs/symptoms)		0
Sub clusters related to Peliyagoda cluster		321
Prison cluster		16

Details of COVID 19 diagnosed patients – Last 24H				
Number inward as at yesterday-10 am	COVID 19 Positive - last 24H	Discharged from the hospital - last 24H	Number of deaths - last 24H	Number inward as at today-10 am
<b>2780</b>	<b>359</b>	<b>454</b>	<b>5</b>	<b>2680</b>

#### Local Situation

<b>Total Number Confirmed</b>		<b>85695</b>
Imported Cases (Returnees from other countries)	Foreigners	184
	Sri Lankans	2167
Local Cases	Navy & their close contacts	950
	Kandakadu cluster & their close contacts	651
	Sub clusters related to Minuwangoda/Peliyagoda/ Prison cluster	81430
	Others	313

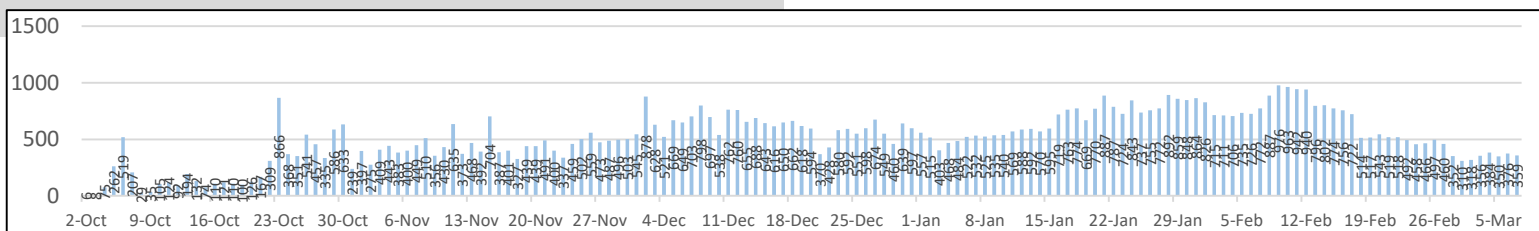
<b>Total Number Confirmed</b>	<b>85695</b>
Total Number Recovered	82513
Total Number of Deaths	502
Confirmed and hospitalized - today 10 am	2680



**Suspected and hospitalized - today 10 am** **424**

Country	Cumulative Cases per 1 million population	COVID-19 deaths per 1 million population
Sri Lanka	<b>3930</b>	<b>22</b>
India	<b>8041</b>	<b>114</b>
Singapore	<b>10243</b>	<b>5</b>
Australia	<b>1136</b>	<b>36</b>
South East Asian Region	<b>6687</b>	<b>103</b>

HEALTH DISTRICT	Count
COLOMBO	28568
GAMPAHA	16962
PUTTALAM	1153
KALUTARA	6296
ANURADHAPURA	536
KANDY	4021
KURUNEGALA	2431
POLONNARUWA	217
JAFFNA	355
RATNAPURA	2402
KEGALLE	1540
MONERAGALA	463
KALMUNAI	1247
MATALE	920
GALLE	2116
AMPARA	292
BADULLA	1342
MATARA	1592
BATTICOLOA	514
HAMBANTOTA	612
VAVUNIA	362
TRINCOMALEE	484
NUWARAELIYA	1219
KILINOCHCHI	115
MANNAR	248
MULLATIVU	26

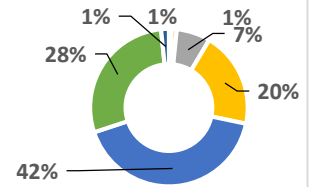
Note: Considered only the individuals who contracted the disease from the districts



<b>COVID 19 Deaths</b>	<b>502</b>
	314
	188

### Age distribution of deaths

- < 15
- 16 - 30
- 31 - 45
- 46 - 60
- 61 - 75
- 76 - 90



### Number of COVID -19 suspected patients - 424

Hospital	Total suspected up to now			Today 10am		
	SL	Forei.	Total	SL	Forei.	Total
NIID	1318	76	1394	5	0	5
NHSL	23368	16	23384	5	0	5
TH Ragama	3663	5	3668	9	0	9
TH Karapitiya	1049	27	1076	0	0	0
TH A'pura	2577	2	2579	7	0	7
TH Kurun.	1899	1	1900	9	0	9
TH Jaffna	428	2	430	1	0	1
NH Kandy	1733	6	1739	5	0	5
TH Batti.	591	0	591	2	0	2
DGH Gampaha	1134	4	1138	3	0	3
DGH Negombo	2390	15	2405	0	0	0
TH Rathn.	1049	0	1049	6	0	6
PGH Badulla	431	2	433	8	0	8
LRH	463	0	463	2	0	2
DMH	2522	1	2523	6	0	6
DGH Polon'wa	9	6	15	5	0	5
TH Kalubowila	1822	5	1827	8	0	8
Castle St TH	786	0	786	3	0	3
BH Hambanthota	385	2	387	0	0	0
BH Mona'gala	590	0	590	4	0	4
BH Welikanda	69	1	70	0	0	0
DGH Kaluthara	1444	2	1446	5	0	5
Chest H. Welisara	1869	2	1871	46	0	46
Colombo East Base Hospital	294	0	294	2	0	2
G.H. Chilaw	6751	1	6752	12	0	12
G.H. Matara	241	2	243	0	0	0
KDU Hospital	12399	0	12399	110	0	110
G.H. Vavunia	332	0	332	2	0	2
B.H. Marawila	664	1	665	0	0	0
S.J.Pura TH	14466	2	14468	125	0	125
BH Theldeniya	146	0	146	5	0	5
BH Tangalle	82	1	83	0	0	0
NIMH	850	0	850	29	0	29
<b>Total</b>	Incorrect to total as transfers counts in both the institutions			<b>424</b>	<b>0</b>	<b>424</b>

Source: Epidemiology Unit, Disease Surveillance System

### Hospital distribution of COVID 19 diagnosed patients

	Inward Today 10am			Discharged during last 24H		
	SL	Foreign	Total	SL	Foreign	Total
NIID	98	0	98	10	0	10
BH Welikanda	46	0	46	3	0	3
Iranawila Hospital	25	0	25	0	0	0
BH Minuwangoda	5	0	5	3	0	3
Colombo East Base Hospital	38	0	38	6	0	6
TH Anuradhapura	46	0	46	2	0	2
Neville F' do hospital	131	0	131	23	0	23
DGH Hambanthota	219	0	219	5	0	5
DH Rambukkana	45	0	45	6	0	6
Kamburugamuwa	71	0	71	17	0	17
Kathankudy Hospital	13	0	13	1	0	1
BH Theldeniya	60	0	60	2	0	2
BH Homagama	99	0	99	6	0	6
BH Galgamuwa	0	0	0	0	0	0
DH Abanpola	24	0	24	1	0	1
DH Lunawa	35	0	35	10	0	10
DH Ingriya	16	0	16	0	0	0
DH Kosgama	45	0	45	8	0	8
DH Dankotuwa	17	0	17	2	0	2
DH Divulapitiya	63	0	63	19	0	19
DH Laggala Pallegama	46	0	46	9	0	9
DH Dompe	20	0	20	1	0	1
DH Pimbura	37	0	37	7	0	7
DH Karadiyanaru	39	0	39	0	0	0
DH Radawana	45	0	45	3	0	3
Ichchilampattu Hospital	7	0	7	0	0	0
DH Padiyathalawa	0	0	0	0	0	0
NHRD (Welisara)	0	0	0	0	0	0
DH Palamune	23	0	23	1	0	1
DH Undugoda	59	0	59	4	0	4
DH Narammala	31	0	31	1	0	1
DH Iththepana	16	0	16	1	0	1
DH Mathugama	32	0	32	0	0	0
DH Bandaragama	0	0	0	0	0	0
DH Nochchiyagama	11	0	11	0	0	0
DH Nawagamuwa	3	0	3	0	0	0
DH Bandarawela	0	0	0	0	0	0
DH Hagaranketha	13	0	13	8	0	8
Army Hospital Panagoda	16	0	16	0	0	0
SLAF BH Katunayake	4	0	4	0	0	0
NIMH	4	0	4	1	0	1
Kandakadu treatment Centre	0	0	0	0	0	0
Gallela treatment Centre	11	0	11	9	0	9
Punani treatment Centre	100	0	100	0	0	0
Embilipitiya treatment Centre	122	0	122	35	0	35
Kahagolla treat. Centre	40	0	40	11	0	11
Samanalawewa treatment Centre	0	0	0	0	0	0
Rehabilitation Centre Ampara	23	0	23	5	0	5
Kahawatta treat. Centre	177	0	177	49	0	49
Wathupitiwela Treat. Centre	98	0	98	9	0	9
Bingiriya treat. Centre	93	0	93	30	0	30
Rambukkana treat. Centre	46	0	46	2	0	2
Polgolla treatment Centre	88	0	88	0	0	0
Yakkala treatment Centre	48	0	48	9	0	9
Kopai treatment Centre	103	0	103	15	0	15
Police training school Kalutara	0	0	0	0	0	0
Karadeniya treatment Centre	43	0	43	8	0	8
Panideniya treat. Centre	75	0	75	11	0	11
Darga town treatment Centre	21	0	21	0	0	0
BH Warakapola	166	0	166	42	0	42
Krishnapuram Treatment Center - Kilinochchi	71	0	71	7	0	7
Dambadeniya Treat. Centre	36	0	36	0	0	0
Hikkaduwa Treat. Centre	80	0	80	0	0	0
Weligama Treat. Centre	0	0	0	0	0	0
Giriulla Treat. Centre	93	0	93	43	0	43
Bidunwewa Treat. Centre	42	0	42	2	0	2
Koggala Beach Hotel	42	1	43	7	0	7
Hikkaduwa Super Corel-ICC	13	0	13	0	0	0
Habaraduwa treat. Centre	0	0	0	0	0	0