



Epidemiology Unit

Ministry of Health & Indigenous Medical Services

231, De Saram Place, Colombo 10, Sri Lanka

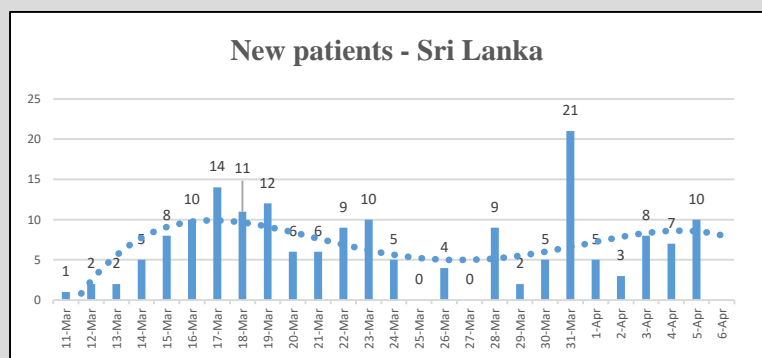
Tele: (+94 11) 2695112, 2681548, 4740490, 4740491, 4740492 Fax: (+94 11) 2696583 E-mail: chepid@stnet.lk, epidunit@stnet.lk Web: www.epid.gov.lk

Coronavirus disease 2019 (COVID-19) - Situation Report – 06.04.2020 – 10.00am

An outbreak of pneumonia of unknown reason was first reported on 31st December 2019 from Wuhan City in Hubei Province of China. On 7th Jan 2020, it was diagnosed as “Novel Corona Virus”. On 30/01, WHO has declared it as a Public Health Emergency of International Concern (PHEIC). On 11/02/2020 the WHO renamed the disease as COVID-19 and on 11/03/2020 declared as pandemic. The incubation period is reported as 2-14 days.

Local Situation

Total Number Confirmed	176*
Total Number Recovered	34
Total Number of Deaths	5
Confirmed and hospitalized - today 10am	137**
Suspected and hospitalized - today 10am	257#

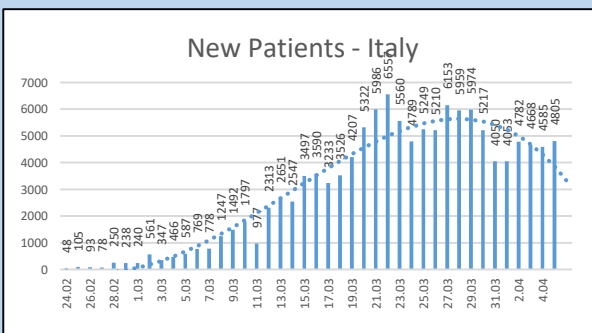
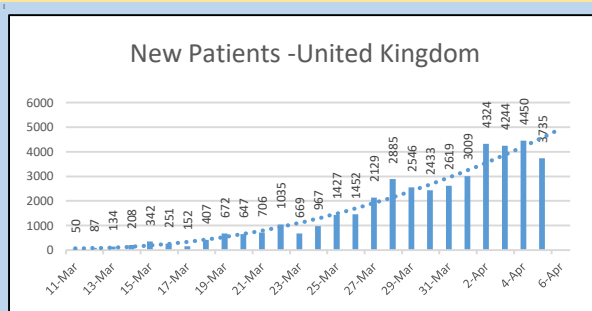
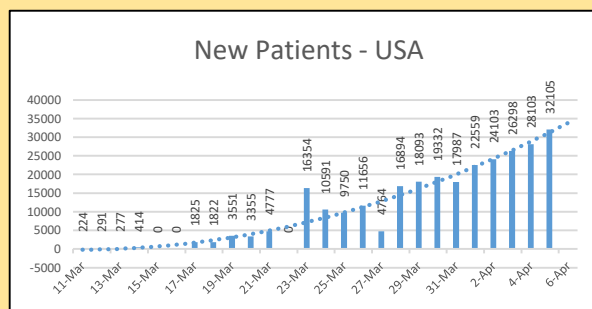
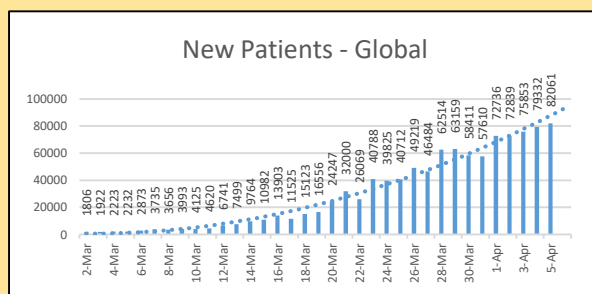


Details of COVID 19 diagnosed patients – Last 24H				
Number inward as at yesterday-10 am	COVID 19 Positive - last 24H	Recovered and discharged from the hospital - last 24H	Number of deaths - last 24H	Number inward as at today-10 am
132	10	5	0	137**

Hospital distribution of COVID 19 diagnosed patients						
	Inward Today 10am			Discharged during last 24H		
	SL	Foreign	Total	SL	Foreign	Total
NIID	97	1	98	4	0	4
BH Welikanda	12	0	12	0	0	0
Colombo East Base Hospital	27	0	27	1	0	1
Total	136	1	137**	5	0	5

Global Situation

- 1,133,758 – Laboratory_confirmed cases
 - 62,784 - deaths
 - Patients from 207 countries/territories
- Ref. WHO situation report - 05/04/2020



Number of COVID -19 suspected patients – 257#

Hospital	Total suspected up to now			Today 10am		
	SL	Forei.	Total	SL	Forei.	Total
NIID	572	74	646	10	0	10
NHSL	205	7	212	7	0	7
TH Ragama	234	4	238	23	0	23
TH Karapitiya	187	17	204	4	0	4
TH A'pura	112	2	114	9	0	9
TH Kurun.	164	1	165	11	0	11
TH Jaffna	54	1	55	4	0	4
NH Kandy	85	6	91	0	0	0
TH Battico.	48	0	48	3	0	3
DGH Gampaha	189	4	193	24	0	24
DGH Negombo	269	13	282	23	0	23
TH Rathn.	113	0	113	2	0	2
PGH Badulla	34	1	35	2	0	2
LRH	34	0	34	1	0	1
DMH	17	0	17	2	0	2
DGH Polon'wa	114	6	120	11	0	11
TH Kalubowila	48	0	48	4	0	4
Castle St TH	16	0	16	2	0	2
BH Ham'thota	102	1	103	5	0	5
BH Mona'gala	39	0	39	1	0	1
BH Welikanda	50	1	51	22	0	22
DGH Kaluthara	184	0	184	15	0	15
Chest H. Welisara	11	0	11	1	0	1
Colombo East Base Hospital	15	0	15	3	0	3
BH Homagama	136	3	139	41	2	43
Dr Neville F. Ho	29	0	29	2	0	2
G.H. Chilaw	237	0	237	3	0	3
G.H. Matara	20	1	21	4	0	4
KDU Hospital	10	0	10	3	0	3
G.H. Vavunia	31	0	31	0	0	0
B.H. Marawila	10	0	10	1	0	1
S.J.Pura TH	146	0	146	12	0	12
Total	Incorrect to total as transfers counts in both the institutions			255	2	257#

Source : Epidemiology Unit, Disease Surveillance System

District Distribution of Confirmed Patients

DISTRICT	Count
COLOMBO	44
PUTTALAM	31
KALUTARA	25
GAMPAHA	13
KANDY	7
RATNAPURA	3
KURUNEGALA	2
GALLE	1
KEGALLE	1
BATTICOLOA	1
BADULLA	1
JAFFNA	7
MATARA	2
MATALE	0
NUWARAEIYA	0
HAMBANTOTA	0
KILINOCHCHI	0
MANNAR	0
VAVUNIA	0
MULLATIVU	0
AMPARA	0
TRINCOMALEE	0
ANURADHAPURA	0
POLONNARUWA	0
MONERAGALA	0
KALMUNAI	0
QUARANTINE CENTERS	35
FOREIGNERS	3
Total	176*