



Epidemiology Unit Ministry of Health

231, De Saram Place, Colombo 10, Sri Lanka

Tel: (+94 11) 2695112, 2681548, 4740490, 4740491, 4740492 Fax: (+94 11) 2696583 E-mail: chepid@slt.net.lk, epidunit@slt.net.lk Web: www.epid.gov.lk

Coronavirus disease 2019 (COVID-19) - Situation Report – 06.03.2021– 10 a.m.

An outbreak of pneumonia of unknown reason was first reported on 31st December 2019 from Wuhan City in Hubei Province of China. On 7th Jan 2020, it was diagnosed as “Novel Corona Virus”. On 30/01, WHO has declared it as a Public Health Emergency of International Concern (PHEIC). On 11/02/2020 the WHO renamed the disease as COVID-19 and on 11/03/2020 declared as pandemic. The incubation period is reported as 2-14 days.

Patients identified in last 24H		
Total Confirmed		350
Returnees (+ close contacts) from other countries	Sri Lankans	11
	Foreigners	1
Kandakadu Rehab. Center detainees and their contacts		0
Hospital samples (admitted with clinical signs/symptoms)		0
Sub clusters related to Peliyagoda cluster		320
Prison cluster		18

Details of COVID 19 diagnosed patients – Last 24H				
Number inward as at yesterday-10 am	COVID 19 Positive - last 24H	Discharged from the hospital - last 24H	Number of deaths - last 24H	Number inward as at today-10 am
2800	350	448	4	2698

Local Situation

Total Number Confirmed		84960
Imported Cases (Returnees from other countries)	Foreigners	184
	Sri Lankans	2129
Local Cases	Navy & their close contacts	950
	Kandakadu cluster & their close contacts	651
	Sub clusters related to Minuwangoda/Peliyagoda/ Prison cluster	80733
	Others	313

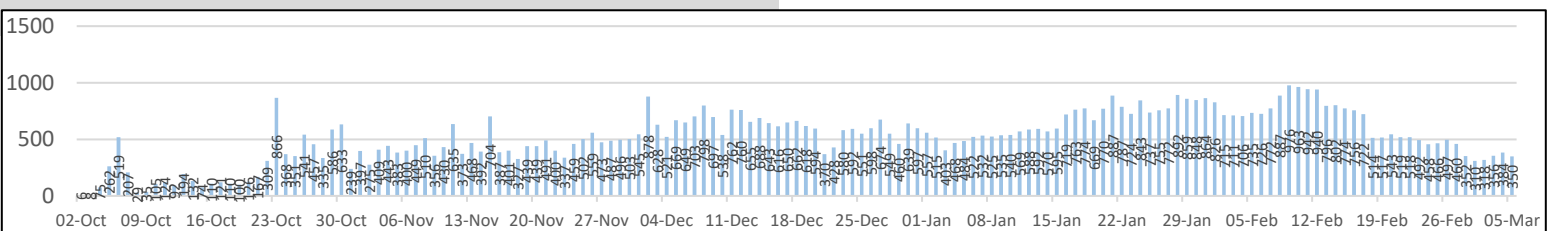
Total Number Confirmed	84960
Total Number Recovered	81769
Total Number of Deaths	493
Confirmed and hospitalized - today 10 am	2698



Suspected and hospitalized - today 10 am	397
---	------------

Country	Cumulative Cases per 1 million population	COVID-19 deaths per 1 million population
Sri Lanka	3897	22
India	8041	114
Singapore	10243	5
Australia	1136	36
South East Asian Region	6687	103

HEALTH DISTRICT	Count
COLOMBO	28461
GAMPAHA	16878
PUTTALAM	1151
KALUTARA	6259
ANURADHAPURA	514
KANDY	4005
KURUNEGALA	2401
POLONNARUWA	214
JAFFNA	346
RATNAPURA	2286
KEGALLE	1472
MONERAGALA	455
KALMUNAI	1238
MATALE	911
GALLE	2103
AMPARA	292
BADULLA	1306
MATARA	1571
BATTICOLOA	498
HAMBANTOTA	606
VAVUNIA	362
TRINCOMALEE	478
NUWARAELIYA	1199
KILINOCHCHI	111
MANNAR	232
MULLATIVU	26

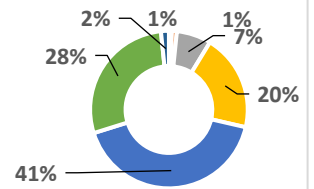
Note: Considered only the individuals who contracted the disease from the districts



COVID 19 Deaths	493
	308
	185

Age distribution of deaths

- < 15
- 16 - 30
- 31 - 45
- 46 - 60
- 61 - 75
- 76 - 90



Number of COVID -19 suspected patients - 397

Hospital	Total suspected up to now			Today 10am		
	SL	Forei.	Total	SL	Forei.	Total
NIID	1317	76	1393	5	0	5
NHSL	22739	16	22755	0	0	0
TH Ragama	3634	5	3639	10	0	10
TH Karapitiya	1046	27	1073	2	0	2
TH A'pura	2564	2	2566	8	0	8
TH Kurun.	1876	1	1877	9	0	9
TH Jaffna	425	2	427	2	0	2
NH Kandy	1727	6	1733	16	0	16
TH Batti.	587	0	587	7	0	7
DGH Gampaha	1132	4	1136	8	0	8
DGH Negombo	2383	15	2398	6	0	6
TH Rathn.	1043	0	1043	5	0	5
PGH Badulla	421	2	423	6	0	6
LRH	461	0	461	0	0	0
DMH	2514	1	2515	7	0	7
DGH Polon'wa	9	6	15	3	0	3
TH Kalubowila	1800	5	1805	11	0	11
Castle St TH	776	0	776	0	0	0
BH Hambanthota	385	2	387	0	0	0
BH Mona'gala	587	0	587	4	0	4
BH Welikanda	69	1	70	0	0	0
DGH Kaluthara	1439	2	1441	7	0	7
Chest H. Welisara	1838	2	1840	29	0	29
Colombo East Base Hospital	293	0	293	2	0	2
G.H. Chilaw	6722	1	6723	14	0	14
G.H. Matara	241	2	243	0	0	0
KDU Hospital	12247	0	12247	87	0	87
G.H. Vavunia	330	0	330	1	0	1
B.H. Marawila	662	1	663	2	0	2
S.J.Pura TH	14214	2	14216	102	0	102
BH Theldeniya	146	0	146	5	0	5
BH Tangalle	82	1	83	0	0	0
NIMH	842	0	842	39	0	39
Total	Incorrect to total as transfers counts in both the institutions		397	0	397	

Source: Epidemiology Unit, Disease Surveillance System

Hospital distribution of COVID 19 diagnosed patients

	Inward Today 10am			Discharged during last 24H		
	SL	Foreign	Total	SL	Foreign	Total
NIID	87	0	87	9	0	9
BH Welikanda	40	0	40	2	0	2
Iranawila Hospital	17	0	17	5	0	5
BH Minuwangoda	8	0	8	0	0	0
Colombo East Base Hospital	53	0	53	0	0	0
TH Anuradhapura	32	0	32	5	0	5
Neville F' do hospital	14	0	14	21	0	21
DGH Hambanthota	220	0	220	7	0	7
DH Rambukkana	49	0	49	1	0	1
Kamburugamuwa	94	0	94	0	0	0
Kathankudy Hospital	14	0	14	5	0	5
BH Theldeniya	64	0	64	9	0	9
BH Homagama	101	0	101	12	0	12
BH Galgamuwa	0	0	0	0	0	0
DH Abanpola	24	0	24	0	0	0
DH Lunawa	55	0	55	17	0	17
DH Ingiriya	17	0	17	3	0	3
DH Kosgama	38	0	38	7	0	7
DH Dankotuwa	23	0	23	5	0	5
DH Divulapitiya	74	0	74	11	0	11
DH Laggala Pallegama	58	0	58	8	0	8
DH Dompe	18	0	18	2	0	2
DH Pimbura	40	0	40	4	0	4
DH Karadiyanaru	23	0	23	0	0	0
DH Radawana	24	0	24	24	0	24
Ichchilampattu Hospital	3	0	3	0	0	0
DH Padiyathalawa	0	0	0	0	0	0
NHRD (Welisara)	0	0	0	2	0	2
DH Palamune	23	0	23	0	0	0
DH Undugoda	54	0	54	0	0	0
DH Narammala	18	0	18	7	0	7
DH Iththepana	18	0	18	1	0	1
DH Mathugama	32	0	32	10	0	10
DH Bandaragama	3	0	3	2	0	2
DH Nochchiyagama	11	0	11	0	0	0
DH Nawagamuwa	1	0	1	0	0	0
DH Bandarawela	0	0	0	0	0	0
DH Haguranketha	29	0	29	0	0	0
Army Hospital Panagoda	17	0	17	10	0	10
SLAF BH Katunayake	4	0	4	0	0	0
NIMH	5	0	5	0	0	0
Kandakadu treatment Centre	0	0	0	0	0	0
Gallela treatment Centre	30	0	30	16	0	16
Punani treatment Centre	99	0	99	4	0	4
Embilipitiya treatment Centre	138	0	138	8	0	8
Kahagolla treat. Centre	63	0	63	0	0	0
Samanalawewa treatment Centre	0	0	0	0	0	0
Rehabilitation Centre Ampara	17	0	17	3	0	3
Kahawatta treat. Centre	182	0	182	15	0	15
Wathupitiwela Treat. Centre	96	0	96	26	0	26
Bingiriya treat. Centre	91	0	91	3	0	3
Rambukkana treat. Centre	79	0	79	9	0	9
Polgolla treatment Centre	93	0	93	23	0	23
Yakkala treatment Centre	43	0	43	13	0	13
Kopai treatment Centre	104	0	104	2	0	2
Police training school Kalutara	0	0	0	0	0	0
Karadeniya treatment Centre	51	0	51	4	0	4
Panideniya treat. Centre	64	0	64	32	0	32
Darga town treatment Centre	19	0	19	12	0	12
BH Warakapola	176	0	176	39	0	39
Krishnapuram Treatment Center - Kilinochchi	56	0	56	3	0	3
Dambadeniya Treat. Centre	35	0	35	3	0	3
Hikkaduwa Treat. Centre	73	0	73	14	0	14
Weligama Treat. Centre	0	0	0	0	0	0
Giriulla Treat. Centre	132	0	132	17	0	17
Bidunwewa Treat. Centre	24	0	24	0	0	0
Koggala Beach Hotel	47	1	48	13	0	13
Hikkaduwa Super Corel-ICC	10	0	10	0	0	0
Habaraduwa treat. Centre	0	0	0	0	0	0