



## Epidemiology Unit Ministry of Health

231, De Saram Place, Colombo 10, Sri Lanka

Tele: (+94 11) 2695112, 2681548, 4740490, 4740491, 4740492 Fax: (+94 11) 2696583 E-mail: [chepid@slt.net.lk](mailto:chepid@slt.net.lk), [epidunit@slt.net.lk](mailto:epidunit@slt.net.lk) Web: [www.epid.gov.lk](http://www.epid.gov.lk)

### Coronavirus disease 2019 (COVID-19) - Situation Report – 04.05.2021– 10 a.m.

An outbreak of pneumonia of unknown reason was first reported on 31<sup>st</sup> December 2019 from Wuhan City in Hubei Province of China. On 7<sup>th</sup> Jan 2020, it was diagnosed as “Novel Corona Virus”. On 30/01, WHO has declared it as a Public Health Emergency of International Concern (PHEIC). On 11/02/2020 the WHO renamed the disease as COVID-19 and on 11/03/2020 declared as pandemic. The incubation period is reported as 2-14 days.

Patients identified in last 24H	
<b>Total Confirmed</b>	<b>1923</b>
Returnees (+ close contacts) from other countries	Sri Lankans 9 Foreigners 1
Kandakadu Rehab. Center detainees and their contacts	0
Hospital samples (admitted with clinical signs/symptoms)	0
New Year Cluster	1893
Prison cluster	20

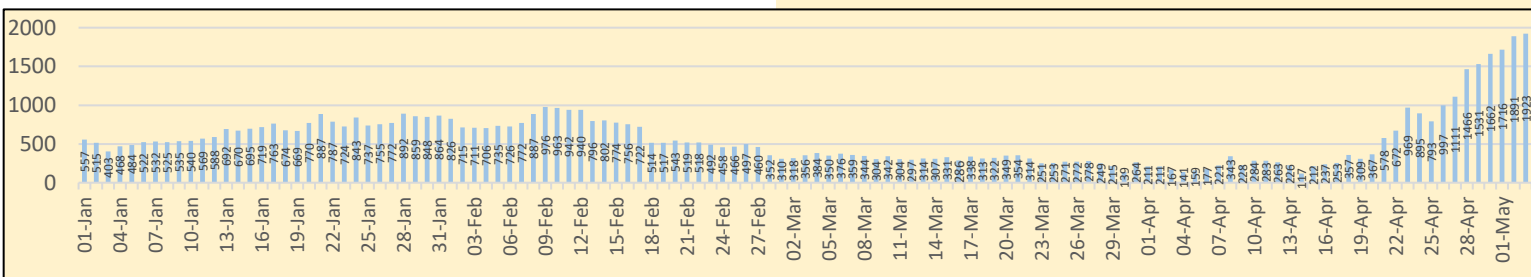
Details of COVID 19 diagnosed patients – Last 24H				
Number inward as at yesterday-10 am	COVID 19 Positive - last 24H	Discharged from the hospital - last 24H	Number of deaths - last 24H	Number inward as at today-10 am
<b>12848</b>	<b>1923</b>	<b>944</b>	<b>13</b>	<b>13814</b>

#### Local Situation

Total Number Confirmed		113676
Imported Cases (Returnees from other countries)	Foreigners	299
	Sri Lankans	3636
Local Cases	Navy & their close contacts	950
	Kandakadu cluster & their close contacts	651
	Minuwangoda Cluster	3059
	Fish Market\ Harbour Cluster	82785
	Prison cluster	4850
	New Year Cluster	17133
	Others	313

<b>Total Number Confirmed</b>	<b>113676</b>
Total Number Recovered	99153
Total Number of Deaths	709
Confirmed and hospitalized - today 10 am	13814

<b>Suspected and hospitalized - today 10 am</b>	<b>1118</b>
---	-------------





COVID-19 Vaccination	1 <sup>st</sup> Dose	2 <sup>nd</sup> Dose
Covishield Vaccine	925242	117571
Sinopharm Vaccine (Chinese Nationals)	2865	2435

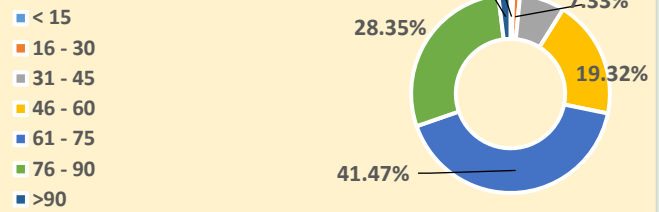
Country	Cumulative Cases per 1 million population	COVID-19 deaths per 1 million population
Sri Lanka	5214	32
India	12290	139
Singapore	10421	5
Australia	1163	36
South East Asian Region	9877	126

HEALTH DISTRICT	Count
COLOMBO	34235
GAMPAHA	21223
PUTTALAM	1776
KALUTARA	8487
ANURADHAPURA	797
KANDY	4842
KURUNEGALA	4940
POLONNARUWA	338
JAFFNA	1457
RATNAPURA	3321
KEGALLE	1825
MONERAGALA	1073
KALMUNAI	1314
MATALE	1754
GALLE	3099
AMPARA	402
BADULLA	1695
MATARA	2094
BATTICOLOA	637
HAMBANTOTA	963
VAVUNIA	478
TRINCOMALEE	811
NUWARAELIYA	1763
KILINOCHCHI	159
MANNAR	315
MULLATIVU	72

Note: Considered only the individuals who contracted the disease from the districts

<b>COVID 19 Deaths</b>	<b>709</b>
	449
	260

### Age distribution of deaths



Number of COVID -19 suspected patients -1118						
Hospital	Total suspected up to			Today 10am		
	SL	Forei.	Total	SL	Forei.	Total
NIID	1389	76	1465	11	0	11
NHSL	43262	16	43278	66	0	66
TH Ragama	4594	5	4599	95	0	95
TH Karapitiya	1433	27	1460	-	0	-
TH A'pura	2949	2	2951	23	0	23
TH Kurun.	2558	1	2559	60	0	60
TH Jaffna	596	2	598	6	0	6
NH Kandy	2240	6	2246	38	0	38
TH Batti.	756	0	756	24	0	24
DGH Gampaha	1402	4	1406	28	0	28
DGH Negombo	2648	15	2663	35	0	35
TH Rathn.	1250	0	1250	24	0	24
PGH Badulla	717	2	719	37	0	37
LRH	513	0	513	9	0	9
DMH	2756	1	2757	6	0	6
DGH Polon'wa	2603	6	2609	22	0	22
TH Kalubowila	2398	5	2403	22	0	22
Castle St TH	834	0	834	0	0	0
BH Hambanthota	385	2	387	0	0	0
BH Mona'gala	792	0	792	12	0	12
BH Welikanda	69	1	70	0	0	0
DGH Kaluthara	1775	2	1777	28	0	28
Chest H. Welisara	2676	2	2678	-	0	-
Colombo East Base	338	0	338	8	0	8
G.H. Chilaw	7907	1	7908	21	0	21
G.H. Matara	241	2	243	0	0	0
KDU Hospital	17288	0	17288	195	0	195
G.H. Vavunia	380	0	380	4	0	4
B.H. Marawila	795	1	796	0	0	0
S.J.Pura TH	24126	2	24128	295	0	295
BH Theldeniya	171	0	171	7	0	7
BH Tangalle	99	1	100	4	0	4
NIMH	1207	0	1207	38	0	38
<b>Total</b>	Incorrect to total as transfers counts in both the institutions			<b>1118</b>	<b>0</b>	<b>1118</b>

Source: Epidemiology Unit, Disease Surveillance System

Hospital	Inward Today 10am			Discharged during last		
	SL	Forei	Total	SL	Forei	Total
NIID	155	0	155	9	0	9
BH Welikanda	109	0	109	6	0	6
Iranawila Hospital	78	0	78	11	0	11
BH Minuwangoda	53	0	53	0	0	0
Colombo East Base Hospital	103	0	103	7	0	7
TH Anuradhapura	91	0	91	0	0	0
Neville F' do hospital	333	0	333	40	0	40
DGH Hambanthota	205	0	205	68	0	68
DH Rambukkana	74	0	74	7	0	7
Kamburugamuwa	225	0	225	0	0	0
Kathankudy Hospital	52	0	52	4	0	4
BH Theldeniya	121	0	121	4	0	4
BH Homagama	169	0	169	9	0	9
BH Galgamuwa	0	0	0	0	0	0
DH Abanpola	46	0	46	1	0	1
DH Lunawa	105	0	105	5	0	5
DH Ingiriya	32	0	32	0	0	0
DH Kosgama	66	0	66	3	0	3
DH Dankotuwa	62	0	62	23	0	23
DH Divulapitiya	99	0	99	6	0	6
DH Laggala Pallegama	125	0	125	15	0	15
DH Dompe	33	0	33	5	0	5
DH Pimbura	60	0	60	9	0	9
DH Karadiyanaru	110	0	110	0	0	0
DH Radawana	39	0	39	3	0	3
Ichchilampattu Hospital	68	0	68	6	0	6
DH Padiyathalawa	71	0	71	0	0	0
NHRD (Welisara)	0	0	0	0	0	0
DH Palamune	86	0	86	4	0	4
DH Undugoda	119	0	119	44	0	44
DH Narammala	61	0	61	3	0	3
DH Iththevana	31	0	31	9	0	9
DH Mathugama	64	0	64	5	0	5
DH Bandaragama	36	0	36	4	0	4
DH Nochchiyagama	40	0	40	8	0	8
DH Nawagamuwa	34	0	34	2	0	2
DH Bandarawela	46	0	46	0	0	0
DH Haguranketha	29	0	29	15	0	15
DH Beligala	68	0	68	0	0	0
DH Katugasthota	49	0	49	0	0	0
Army Hospital Panagoda	26	0	26	0	0	0
SLAF BH Katunayake	48	0	48	3	0	3
NIMH	15	0	15	0	0	0
Galuwapokuna Treat. Centre	85	0	85	6	0	6
Kandakadu treatment Centre	0	0	0	0	0	0
Gallela treatment Centre	141	0	141	0	0	0
Punani treatment Centre	853	0	853	23	0	23
Embilipitiya treatment Centre	198	0	198	0	0	0
Kahagolla treat. Centre	148	0	148	0	0	0
Samanalawewa treatment Centre	0	0	0	0	0	0
Rehabilitation Centre Ampara	224	0	224	66	0	66
Kahawatta treat. Centre	0	0	0	0	0	0
Wathupitiwela Treat. Centre	120	0	120	0	0	0
Bingiriya treat. Centre	479	0	479	53	0	53
Rambukkana treat. Centre	269	0	269	0	0	0
Polgolla treatment Centre	0	0	0	0	0	0
Yakkala treatment Centre	102	0	102	20	0	20
Kopal treatment Centre	279	0	279	87	0	87
Police training school Kalutara	0	0	0	0	0	0
Karadeniya treatment Centre	119	0	119	13	0	13
Panideniya treat. Centre	329	0	329	14	0	14
Darga town treatment Centre	93	0	93	5	0	5
BH Warakapola	197	0	197	26	0	26
Krishnapuram Treatment Center - Kilinochchi	134	0	134	11	0	11
Dambaadeniya Treat. Centre	313	0	313	112	0	112
Hikkaduwa Treat. Centre	183	0	183	54	0	54
Weligama Treat. Centre	64	0	64	25	0	25
Giriulla Treat. Centre	338	0	338	79	0	79
Bidunwewa Treat. Centre	158	0	158	0	0	0
Koggala Beach Hotel	168	0	168	9	0	9
Hikkaduwa Super Corel-ICC	0	0	0	0	0	0
Habaraduwa treat. Centre	0	0	0	0	0	0
Hanathana treat. Centre	81	0	81	3	0	3
Kundasale treat. centre	42	0	42	0	0	0
Punani Brandix treat. Rx Centre	92	0	92	0	0	0