



Epidemiology Unit Ministry of Health

231, De Saram Place, Colombo 10, Sri Lanka

Tele: (+94 11) 2695112, 2681548, 4740490, 4740491, 4740492 Fax: (+94 11) 2696583 E-mail: chepid@slt.net.lk, epidunit@slt.net.lk Web: www.epid.gov.lk

Coronavirus disease 2019 (COVID-19) - Situation Report – 03.06.2021– 10 a.m.

An outbreak of pneumonia of unknown reason was first reported on 31st December 2019 from Wuhan City in Hubei Province of China. On 7th Jan 2020, it was diagnosed as “Novel Corona Virus”. On 30/01, WHO has declared it as a Public Health Emergency of International Concern (PHEIC). On 11/02/2020 the WHO renamed the disease as COVID-19 and on 11/03/2020 declared as pandemic. The incubation period is reported as 2-14 days.

Patients identified in last 24H	
Total Confirmed	3306
Returnees (+ close contacts) from other countries	Sri Lankans 0 Foreigners 0
Kandakadu Rehab. Center detainees and their contacts	0
Hospital samples (admitted with clinical signs/symptoms)	0
New Year Cluster	3273
Prison cluster	33

Details of COVID 19 diagnosed patients – Last 24H				
Number inward as at yesterday-10 am	COVID 19 Positive – last 24H	Discharged from the hospital – last 24H	Number of deaths – last 24H	Number inward/waiting to admit as at today-10 am
27000	3306	1683	39	28584

Local Situation

Total Number Confirmed		192547
Imported Cases (Returnees from other countries)	Foreigners	318
	Sri Lankans	4393
Local Cases	Navy & their close contacts	950
	Kandakadu cluster & their close contacts	651
	Minuwangoda Cluster	3059
	Fish Market\ Harbour Cluster	82785
	Prison cluster	6013
	New Year Cluster	94065
Others	313	

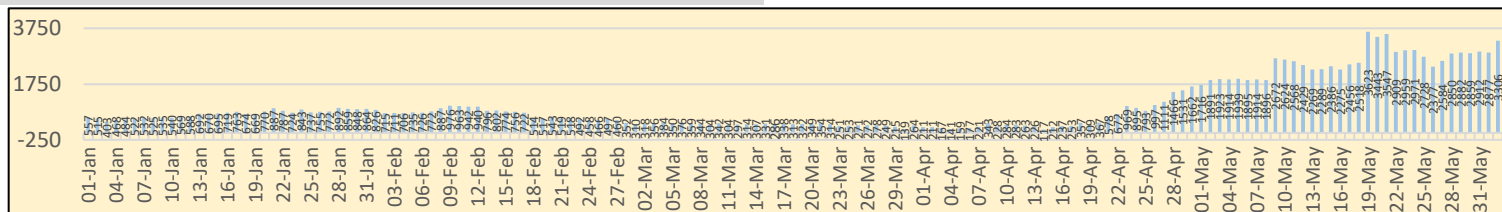
Total Number Confirmed	192547
Total Number Recovered	162397
Total Number of Deaths	1566
Hospitalized/waiting to admit – today 10 am	28584



Suspected and hospitalized – today 10 am	1685
---	-------------

COVID-19 Vaccination	1 st Dose	2 nd Dose
Covishield Vaccine	925242	350163
Sinopharm Vaccine	846583	-
Sputnik V	62703	-

Country	Cumulative Cases per 1 million population	COVID-19 deaths per 1 million population
Sri Lanka	8832	71
India	20214	236
Singapore	10751	5.4
Australia	1180	36
South East Asian Region	15635	199

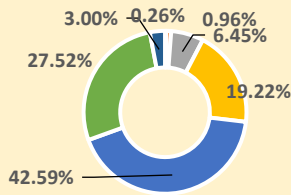
District	1 st Wave	2 nd Wave	3 rd Wave	Total
Colombo	174	32123	16890	49187
Gampaha	51	18483	14501	33035
Kalutara	72	6986	12981	20039
Kandy	19	5710	4668	10397
Kurunagala	30	3191	6389	9610
Galle	4	2645	5207	7856
Ratnapura	9	3654	4147	7810
Matara	4	1544	2809	4357
Matale	5	1214	2909	4128
Nuwara Eliya	2	1259	2772	4033
Kegalle	10	1770	1911	3691
Jaffna	16	1441	1676	3133
Badulla	4	1358	1747	3109
Puttalam	39	1024	1716	2779
Anuradhapura	31	820	1765	2616
Hambantota	3	710	1669	2382
Trincomalee	4	651	1553	2208
Monaragala	6	545	1467	2018
Polonnaruwa	10	475	1193	1678
Ampara	9	498	942	1449
Kalmunai	18	1296	87	1401
Batticaloa	1	699	753	1453
Vavuniya	2	623	377	1002
Mullaitivu	0	278	561	839
Kilinochchi	0	250	618	868
Mannar	0	379	192	571



COVID 19 Deaths	1566
	931
	635

Age distribution of deaths

- < 15
- 16 - 30
- 31 - 45
- 46 - 60
- 61 - 75
- 76 - 90
- >90



Number of COVID -19 suspected patients - 1685

Hospital	Total suspected up to now			Today 10am		
	SL	Forei.	Total	SL	Forei.	Total
NIID	1446	76	1522	17	0	17
NHSL	47173	16	47189	155	0	155
TH Ragama	6693	5	6698	221	0	221
TH Karapitiya	2390	27	2417	75	0	75
TH A'pura	3814	2	3816	28	0	28
TH Kurun.	3536	1	3537	76	0	76
TH Jaffna	781	2	783	56	0	56
NH Kandy	2670	6	2676	-	0	-
TH Batti.	1055	0	1055	53	0	53
DGH Gampaha	1978	4	1982	112	0	112
DGH Negombo	3216	15	3231	89	0	89
TH Rathn.	1781	0	1781	66	0	66
PGH Badulla	1093	2	1095	44	0	44
LRH	664	0	664	19	0	19
DMH	2883	1	2884	22	0	22
DGH Polon'wa	3324	6	3330	13	0	13
TH Kalubowila	5566	5	5571	16	0	16
Castle St TH	890	0	890	15	0	15
BH Hambanthota	391	2	393	0	0	0
BH Mona'gala	1017	0	1017	-	0	-
BH Welikanda	69	1	70	0	0	0
DGH Kaluthara	3542	2	3544	160	0	160
Chest H. Welisara	2999	2	3001	47	0	47
Colombo East Base	382	0	382	7	0	7
G.H. Chilaw	8594	1	8595	18	0	18
G.H. Matara	241	2	243	0	0	0
KDU Hospital	20187	0	20187	68	0	68
G.H. Vavunia	414	0	414	0	0	0
B.H. Marawila	923	1	924	12	0	12
S.J.Pura TH	31212	2	31214	224	0	224
BH Theldeniya	173	0	173	9	0	9
BH Tangalle	232	1	233	7	0	7
NIMH	1417	0	1417	56	0	56
Total	Incorrect to total as transfers counts in both the		1685	0	1685	

Source: Epidemiology Unit, Disease Surveillance System

Hospital distribution of COVID 19 diagnosed patients

	Inward Today 10am			Discharged during last		
	SL	Forei	Total	SL	Forei	Total
NIID	155	0	155	11	0	11
BH Welikanda	72	0	72	1	0	1
Iranawila Hospital	106	0	106	10	0	10
BH Minuwangoda	50	0	50	4	0	4
Colombo East Base Hospital	93	0	93	9	0	9
TH Anuradhapura	44	0	44	3	0	3
Neville F do hospital	487	0	487	64	0	64
DGH Hambanthota	126	0	126	55	0	55
DH Rambukkana	64	0	64	9	0	9
Kamburugamuwa	181	0	181	21	0	21
Kathankudy Hospital	88	0	88	8	0	8
BH Theldeniya	94	0	94	6	0	6
BH Homagama	136	0	136	8	0	8
BH Hingurakgoda	186	0	186	13	0	13
BH Galenbidunawewa	38	0	38	6	0	6
BH Kebithigollewa	24	0	24	0	0	0
DH Abanpola	41	0	41	6	0	6
DH Lunawa	55	0	55	35	0	35
DH Ingiriya	59	0	59	0	0	0
DH Kosgama	64	0	64	36	0	36
DH Dankotuwa	69	0	69	6	0	6
DH Divulapitiya	100	0	100	8	0	8
DH Laggala Pallegama	73	0	73	16	0	16
DH Dompe	33	0	33	7	0	7
DH Pimbura	59	0	59	8	0	8
DH Karadiyanaru	93	0	93	13	0	13
DH Radawana	36	0	36	0	0	0
Ichchilampattu Hospital	65	0	65	5	0	5
DH Padiyathalawa	36	0	36	0	0	0
NHRD (Welisara)	21	0	21	2	0	2
DH Palamune	81	0	81	23	0	23
DH Undugoda	106	0	106	15	0	15
DH Narammala	42	0	42	11	0	11
DH Iththepana	28	0	28	2	0	2
DH Mathugama	48	0	48	0	0	0
DH Bandaragama	37	0	37	2	0	2
DH Nochchiyagama	32	0	32	5	0	5
DH Nawagamuwa	26	0	26	4	0	4
DH Bandarawela	47	0	47	0	0	0
DH Haguranketha	19	0	19	3	0	3
DH Beligala	57	0	57	3	0	3
DH Katugasthota	21	0	21	0	0	0
DH Wattagama	13	0	13	0	0	0
DH Walapane	57	0	57	17	0	17
DH Damana	47	0	47	7	0	7
DH Deyyandara	6	0	6	0	0	0
DH Medagama	87	0	87	3	0	3
DH Pallegama	19	0	19	8	0	8
DH Wethara	51	0	51	2	0	2
DH Kithuligala	75	0	75	17	0	17
DH Kuchcheweli	88	0	88	7	0	7
DH Thammannawa	25	0	25	2	0	2
DH Middeniya	17	0	17	0	0	0
DH Ambalanthota	40	0	40	13	0	13
DH Rakwana	7	0	7	0	0	0
DH Nakulugamuwa	6	0	6	6	0	6
DH Akurana	47	0	47	4	0	4
Army Hospital Panagoda	81	0	81	0	0	0
SLAF BH Katunayake	17	0	17	4	0	4
NIMH	22	0	22	1	0	1
Ayurweda hospital Rajagiriya	149	0	149	5	0	5
Galuwapokuna Treat. Centre	76	0	76	6	0	6
Kandakadu treatment Centre	296	0	296	12	0	12
Gallela treatment Centre	358	0	358	5	0	5
Punani treatment Centre	635	0	635	0	0	0
Embilibitiya treatment Centre	187	0	187	59	0	59
Kahagolla treat. Centre	271	0	271	44	0	44
Rehabilitation Centre Ampara	339	0	339	24	0	24
Kahawatta treat. Centre	271	0	271	44	0	44
Wathupitiwela Treat. Centre	108	0	108	11	0	11
Bingiriya treat. Centre	588	0	588	0	0	0
Rambukkana treat. Centre	348	0	348	68	0	68
Yakkala treatment Centre	110	0	110	3	0	3
Kopai treatment Centre	208	0	208	41	0	41
Karadeniya treatment Centre	75	0	75	32	0	32
Panideniya treat. Centre	257	0	257	44	0	44
Darga town treatment Centre	106	0	106	19	0	19
BH Warakapola	191	0	191	13	0	13
Krishnapuram Treatment Center --	115	0	115	20	0	20
Dambadeniya Treat. Centre	428	0	428	132	0	132
Hikkaduwa Treat. Centre	195	0	195	23	0	23
Weligama Treat. Centre	70	0	70	6	0	6
Giriulla Treat. Centre	337	0	337	17	0	17
Bidunwewa Treat. Centre	198	0	198	0	0	0
Koggala Beach Hotel	72	0	72	5	0	5
Habaraduwa treat. Centre	118	0	118	14	0	14
Hanthana treat. Centre	39	0	39	45	0	45
Kundasale treat. Centre	56	0	56	12	0	12
Punani Brandix treat. Rx Centre	236	0	236	33	0	33
ICC Kande Ela	22	0	22	17	0	17
ICC Bogawanthalawa	39	0	39	12	0	12
ICC Hardy Technical College	162	0	162	13	0	13
Naleemiah school ICC	246	0	246	37	0	37
Marathamunei ITC	78	0	78	11	0	11
Pasdunrata ITC	336	0	336	36	0	36
Sripalli Horana ITC	253	0	253	34	0	34
Gampola Youth Centre ITC	85	0	85	0	0	0
Gomarandadawala ITC	57	0	57	2	0	2
Pudukudiruppu ICC	111	0	111	65	0	65
Angunakopapelessa ICC	116	0	116	39	0	39
Citrus ICC	77	0	77	9	0	9
Kalawana ICC	69	0	69	1	0	1
Parathipuram ICC	55	0	55	20	0	20
Kadaikadu ICC	284	0	284	17	0	17
Murikandi ICC	179	0	179	0	0	0
Boossa Army camp ICC	126	0	126	19	0	19
STF Katukurunda ICC	116	0	116	0	0	0
Nilaweli ICC	84	0	84	11	0	11
Tec. Matale ICC	203	0	203	53	0	53
Polgolla treat. centre	208	0	208	15	0	15
Kaluthara treat. centre	20	0	20	0	0	0
Pallekele treat. centre	61	0	61	6	0	6